



# Priory Community School Academy



## **The 14 Week Revision Plan**

**For Summer 2024 GCSE Examinations**

24 January 2024

Dear Student

Welcome to the PCSA 14 Week Revision Plan!

Your teachers have put this plan together to help you to organise your revision. Having a plan is an essential part of effective revision. There are, of course, many topics to cover. However, there is still plenty of time and each subject can be broken down week by week into a bitesize chunk.

Please don't feel too daunted by the size of this booklet. It contains a lot of information! Start by crossing out the pages that cover subjects that don't apply to you. After that, remember that you only need to focus on one week at a time. Tick off each week as you cover it. If you start to give regular time to purposeful revision now, then you will find that as the weeks go by you will have covered lots of ground.

There are many ways of revising but one essential ingredient is planning your time. The back cover of this booklet shows an example of a weekly revision plan. You can collect copies of this in assemblies. Alternatively, you may wish to plan your revision in your own format or use an online planner like [getrevising.co.uk](http://getrevising.co.uk). Whichever format you use for planning your time you will need to have a plan for when you are fitting your revision into each week and when you are covering each subject.

Remember that it is essential to take breaks and to find time each day when you can switch off and relax. A revision plan is not only an opportunity to plan your work but also a chance to plan when you will take time off. Revision is best approached in short bursts of approximately 30 minutes with short breaks in between.

You may be studying a course that is not included in this booklet. This is because this booklet covers mainly GCSE courses with exams in May and June. If you are also studying vocational courses your teachers will give you advice about the work you need to cover and when.

Finally, I wish you the best of luck with both your revision and your exams. There is lots of help available. Please ask your teachers if you are unsure about anything or require any resources, help or advice. Your hard work over the coming weeks will pay off with success in the summer.

Best wishes



Mr. J. Edwards  
Assistant Principal

## Contents

Subject	Page Number
Art and Design - Fine Art	3-4
Art and Design - Photography	5-6
Computer Science	7-8
Design and Technology - Construction	9-10
Design and Technology - Engineering	11-12
Design and Technology – Hospitality and Catering	13-14
English Language and Literature	15-16
French	17-18
Geography	19-20
History	21-22
Maths - Higher	23
Maths - Foundation	24
Media Studies	25-26
Religious Studies	27-28
Science - Combined	29-30
Science - Triple	31-32
Sociology	33-34
Spanish	35-36

## Fine Art (AQA)

	Week Beginning	Topics	Revision Resources	✓
14	29 January	<p><b>Inspiration from at least 3 sources- AO1</b></p> <p>It's important that you find artists who inspire you in order to help you develop your ideas.</p> <p>You can use the artists suggested on the exam paper or you can find your own (or you can do a mixture of both.)</p> <p>Remember that you can also find inspiration from other sources such as poetry, theatre, stories or music. (Please ask if you have any questions.)</p>	<p style="text-align: center;"><b>Research artists – web links</b> Look on google classroom to find artists</p> <p><a href="https://www.moma.org/artists/">https://www.moma.org/artists/</a></p> <p><a href="https://www.saatchiart.com/">https://www.saatchiart.com/</a></p> <p><a href="https://www.tate.org.uk/art">https://www.tate.org.uk/art</a></p> <p><a href="https://www.artsy.net/artists">https://www.artsy.net/artists</a></p> <p><a href="https://www.royalacademy.org.uk/art-artists">https://www.royalacademy.org.uk/art-artists</a></p> <p><a href="https://www.pinterest.co.uk/">https://www.pinterest.co.uk/</a></p> <p><a href="https://www.art2day.co.uk/">https://www.art2day.co.uk/</a></p> <p>Use a reliable website in order to do your research. One of the fastest ways to tell if a website is credible is by checking its domain name. Domains ending in .org .com .edu or .gov are usually more legitimate than websites that end in .biz or .info.</p>	
13	5 February	<p style="text-align: center;"><b>Continue with your research- AO1</b></p>	<p>When showing your understanding it is important you present thoughtfully, analyse the source of inspiration and even try to emulate the work to show a deeper understanding.</p>	
12	12 February	<p><b>February Half Term Revision Focus:</b> At this point you should have completed the following- Mood board, mind map, 1<sup>st</sup> and 2<sup>nd</sup> source of inspiration. Over the break, please refine these pages in your book.</p>		
11	19 February	<p>AO1- Final artist/source of research (3<sup>rd</sup> source of inspiration)</p>	<p>When showing your understanding it is important you present thoughtfully, analyse the source of inspiration and even try to emulate the work to show a deeper understanding.</p>	
10	26 February	<p>AO1- Final artist/source of research (3<sup>rd</sup> source of inspiration)</p>	<p>Please only choose something or someone that inspires you and helps you to develop your <b>own ideas</b> further.</p>	
9	4 March	<p>Initial Proposal- A03</p>	<p>Initial proposal explaining what you hope to achieve in your experiments, photo-shoots and the development of your ideas.</p>	
8	11 March	<p>Developing photo-shoot</p>	<p>This is the time to start developing your ideas and making your intentions clear. Furthermore, it is important to make these ideas personal and meaningful in the response to the theme.</p>	

7	18 March	Developing ideas- AO1 and AO2	Observational skills – work from photos, internet images and direct observation. Working from the photographs you have just taken based on your chosen theme; you need to produce 3 studies this week. Each study needs to showcase a different material/technique that you think you might wish to use for your final piece.  <a href="https://www.bbc.co.uk/bitesize/guides/zyv397h/revision/2">https://www.bbc.co.uk/bitesize/guides/zyv397h/revision/2</a>  Study (1) Study (2) Study (3)
6	25 March	Final photo-shoot	This is an opportunity to gain high quality primary sources to help finalise your ideas
5	1 April	<b>Easter Holiday Revision Focus:</b> Refine your presentation and secure your ideas based around your chosen theme.	
4	8 April		
3	15 April	Refining and recording ideas- AO2, AO3 and AO4	On our return from Easter, we have 3 clear weeks to secure and refine our final ideas in order for us to realise our artistic intentions. It is very important in these last 3 weeks you are clear on what primary sources you will be using in the exam. What materials and techniques you will be using and make sure you have tried all of these out first. Finally, scale and size is important so please know what size/scale you will be working at and have a practice beforehand.
2	22 April	Refining ideas- AO2 and AO4	Please continue to realise your intentions so you are ready to present your personal response to your chosen theme.
1	29 April	Refining ideas- AO2 and AO4	Your last full week is about refining all of the above and making sure you are playing to your strengths in the 2 day exam. Preparation is key- now you can enjoy it! Good luck- we believe in you!

**Examination Dates: 7 and 8 May**

Paper	Length	Topics	Date
Paper 1	10hrs	Choice of 7 themes- students choose 1	7 and 8 May

## Photography (AQA)

	Week Beginning	Topics	Revision Resources	✓
14	29 January	<p style="text-align: center;"><b>Final research/inspiration</b></p> <p>It's important that you find something/someone who inspire you in order to help you develop your ideas.</p> <p>Remember that you can also find inspiration from other sources such as poetry, theatre, stories or music. (Please ask if you have any questions.)</p>	<p style="text-align: center;"><b>Look on google classroom to find artists</b></p> <p><a href="https://www.art2day.co.uk/digital.html">https://www.art2day.co.uk/digital.html</a></p> <p><a href="https://www.moma.org/artists/">https://www.moma.org/artists/</a></p> <p><a href="https://www.saatchiart.com/">https://www.saatchiart.com/</a></p> <p><a href="https://www.tate.org.uk/art">https://www.tate.org.uk/art</a></p> <p><a href="https://www.artsy.net/artists">https://www.artsy.net/artists</a></p> <p><a href="https://www.royalacademy.org.uk/art-artists">https://www.royalacademy.org.uk/art-artists</a></p> <p><a href="https://www.pinterest.co.uk/">https://www.pinterest.co.uk/</a></p> <p>Use a reliable website in order to do your research. One of the fastest ways to tell if a website is credible is by checking its domain name. Domains ending in .org .com .edu or .gov are usually more legitimate than websites that end in .biz or .info.</p>	
13	5 February	Continue with your research- AO1	When showing your understanding it is important you present thoughtfully, analyse the source of inspiration and even try to emulate the work to show a deeper understanding.	
12	12 February	<b>February Half Term Revision Focus:</b> Please can you ensure that you have completed 3 sources of inspiration by the end of half-term		
11	19 February	Initial Proposal- A03	Initial proposal explaining what you hope to achieve in your experiments, photo-shoots and the development of your ideas.	
10	26 February	Initial photo-shoot 24 photographs	This photo-shoot needs to be a minimum of 24 photographs and your idea needs to be clearly communicated through these images.	
9	4 March	Final proposal – A03- recording of ideas	You need to explain your intentions and communicate your idea clearly and coherently. It is important to use subject specific vocabulary.	

8	11 March	Developing Photo-shoot 24 photographs	Final photoshoots/edits/idea development	
7	18 March	Developing Photo-shoot	Final photoshoots/edits/idea development	
6	25 March	Securing Photo-shoot 24 photographs	Final photoshoots/edits/idea development	
5	1 April	<b>Easter Holiday Revision Focus:</b> Progress logs- please ensure over the holidays that you have completed your progress logs and written in full sentences using the keywords. Your intentions need to be clear.		
4	8 April			
3	15 April	Mastering Photo-shoot 24 photographs	Final photoshoots/edits/idea development	
2	22 April	AO4- Personal response	Exam week-Final photoshoots/progress logs/edits/idea development/ final piece/response/outcome  Preparation is key- now you can enjoy it!  Good luck- we believe in you! Please see dates below.	
1	29 April	All work submitted to AQA	Mark out 96 for coursework (60%) Mark out of 96 for exam (40%)	

**Examination Dates: 25 and 26 April**

Paper	Length	Topics	Date
Paper 1	10 hrs	Choice of 7 themes- students choose 1	25 and 26 April

## Computer Science (OCR J277)

	Week Beginning	Topics	Revision Resources	✓
14	29 January	1.1 System Architecture	<b>My Revision Notes -Textbook</b> Page 9 -11 1.1.1 Architecture of the CPU Page 12 1.1.2 CPU Performance Page 12-14 1.1.3 Embedded Systems	
13	5 February	1.2 Memory and Storage (Part 1)	<b>My Revision Notes -Textbook</b> Page 15-16 1.2.1 Primary Storage Page 17-19 1.2.2 Secondary Storage Page 19-20 1.2.3 Units	
12	12 February	<b>February Half Term Revision Focus:</b> 1.2 Memory and Storage (Part 2) <b>My Revision Notes -Textbook</b> Page 20-24 1.2.4 Data Storage		
11	19 February	1.2 Memory and Storage (Part 3)	<b>My Revision Notes -Textbook</b> Page 25-30 1.2.4 Data Storage Page 31-32 1.2.5. Compression	
10	26 February	1.3 Computer Networks, connections and protocols (Part 1)	<b>My Revision Notes -Textbook</b> Page 33-40 1.3.1 Networks and Topologies	
9	4 March	1.3 Computer Networks, connections and protocols (Part 2)	<b>My Revision Notes -Textbook</b> Page 41-44 1.3.2 Wired and wireless networks	
8	11 March	1.4 Network Security	<b>My Revision Notes -Textbook</b> Page 45-46 1.4.1 Threats Page 47-49 1.4.2 Vulnerabilities	
7	18 March	1.5 System Software	<b>My Revision Notes -Textbook</b> Page 50-52 1.5.1 Operating Systems Page 52-54 1.5.2 Utility Software	
6	25 March	1.6 Ethical, Legal, Cultural & Environmental Impacts of Digital Tech	<b>My Revision Notes -Textbook</b> Page 55-59 1.6.1 Ethical, Legal, Cultural and Environmental Impact	
5	1 April	<b>Easter Holiday Revision Focus:</b> 2.1 Algorithms (Part 1) <b>My Revision Notes -Textbook</b> Page 60 2.1.1 Comp Thinking Page 60-64 2.1.1 Designing Algorithms		
4	8 April	2.1 Algorithms (Part 2) <b>My Revision Notes -Textbook</b> 2.1.3 Searching and Sorting Algorithms Page 65-69		
3	15 April	2.2 Programming Fundamentals	<b>My Revision Notes -Textbook</b> 2.2.1 Programming Fundamentals Page 70-74 Page 74-75 2.2.2 Data Types Page 75-82 2.2.3 Additional Techniques	



<b>2</b>	22 April	2.3 Producing Robust Programs	<b>My Revision Notes -Textbook</b> Page 83-86 2.3.1 Defensive Design Page 86-89 2.3.2 Testing
<b>1</b>	29 April	2.4 Boolean Logic 2.5 Programming Languages and IDEs	<b>My Revision Notes -Textbook</b> Page 90-93 2.4.1 Boolean Logic Page 94-95 2.5.1 Languages Page 96-97 2.5.2 IDEs

**Examination Dates:**

<b>Paper</b>	<b>Length</b>	<b>Topics</b>	<b>Date</b>
<b>Paper 1</b>	<b>1 hour 30 minutes</b>	<b>Computer systems</b>	<b>15 May (PM)</b>
<b>Paper 2</b>	<b>1 hour 30 minutes</b>	<b>Computational Thinking, algorithms and programming</b>	<b>21 May (PM)</b>

## Design and Technology - Construction (WJEC/EDUQAS)

	Week Beginning	Topics	Revision Resources	✓	
14	29 January	<b>1.The sector</b> <ul style="list-style-type: none"> <li>Buildings and structures</li> <li>Building Components</li> <li>Infrastructure Projects &amp; Civil Engineering</li> <li>Building Services Engineering</li> <li>Roles &amp; Responsibilities A-E</li> </ul>	<b>All resources available through Google Classroom</b> <b>Revision Resources</b> <ul style="list-style-type: none"> <li>1.1 Worksheets 1 - 9</li> </ul> <b>Practice Exam Question</b> <ul style="list-style-type: none"> <li>1.1 The Sector</li> </ul> <b>Section 1 Recall Quiz</b>		
13	5 February	<b>2.The built environment life cycle</b> <ul style="list-style-type: none"> <li>raw material extraction</li> <li>manufacturing</li> <li>construction</li> <li>operation and maintenance</li> <li>demolition</li> <li>disposal, reuse or recycling</li> </ul>	<b>Revision Resources</b> <ul style="list-style-type: none"> <li>1.2 Worksheets 1 - 10</li> </ul>		
12	12 February	<b>February Half Term Revision Focus: 2.The built environment life cycle</b> <b>Revision Resources</b> 1.2 Worksheets 11 - 20 <b>Practice Exam Question</b> 1.2 The Built Environment Life Cycle <b>Section 2 Recall Quiz</b>			
11	19 February	<b>3.Types of building and structure</b> <ul style="list-style-type: none"> <li>different forms of infrastructure construction</li> <li>residential dwellings</li> <li>commercial buildings</li> <li>industrial buildings</li> <li>agricultural buildings</li> <li>community buildings</li> <li>religious buildings</li> <li>recreational buildings</li> </ul>	<b>Revision Resources</b> <ul style="list-style-type: none"> <li>1.3 Worksheets 1 - 5</li> </ul> <b>Practice Exam Question</b> <ul style="list-style-type: none"> <li>1.3 Types of building and structure</li> </ul> <b>Section 3 Recall Quiz</b>		
10	26 February	<b>4.Technologies and materials</b> <ul style="list-style-type: none"> <li>main elements and components of low-rise buildings</li> <li>main materials involved in constructing walls, installing building services, fitting roofs and finishing interiors</li> <li>renewable technologies and materials, including heat pumps, wind turbines and solar panels.</li> </ul>	<b>Revision Resources</b> <ul style="list-style-type: none"> <li>1.4 Worksheets 1 - 9</li> </ul> <b>Practice Exam Question</b> <ul style="list-style-type: none"> <li>1.4 Technologies and Materials</li> </ul> <b>Section 4 Recall Quiz</b>		
9	4 March	<b>5.Building structures and forms</b> <ul style="list-style-type: none"> <li>cellular constructions</li> <li>rectangular frame constructions</li> <li>portal frame constructions</li> <li>heritage and traditional methods</li> </ul>	<b>Revision Resources</b> <ul style="list-style-type: none"> <li>PCSA Construction – Structures student booklet</li> </ul> <b>WJEC Construction – You Tube Channel</b> <a href="https://www.youtube.com/playlist?list=UUQS_czLjBUv8ZWcf9mluYv-Q">https://www.youtube.com/playlist?list=UUQS_czLjBUv8ZWcf9mluYv-Q</a>		
8	11 March	<b>6.Sustainable construction methods</b> <ul style="list-style-type: none"> <li>the environmental, financial, cultural and social benefits of sustainable construction</li> <li>pollution and the preservation of the natural environment</li> <li>sustainable materials used to create buildings</li> <li>waste, re-use and recycling</li> </ul>	<b>Revision Resources</b> <ul style="list-style-type: none"> <li>PCSA Construction Building Structures Student Booklet</li> </ul>		

		planning permission, brownfield sites and greenfield sites	
7	18 March	<b>7. Trades, employment and careers</b> <ul style="list-style-type: none"> <li>● bricklaying</li> <li>● stonemasonry</li> <li>● plastering</li> <li>● carpentry and joinery</li> <li>● electrical installation</li> <li>● plumbing installation</li> <li>● painting and decorating</li> <li>● flooring and tiling</li> </ul>	<b>Revision Resources</b> <ul style="list-style-type: none"> <li>● <i>PCSA Roles and responsibilities Student Booklet</i></li> </ul> <b>WJEC Construction – You Tube Channel</b> <a href="https://www.youtube.com/playlist?list=UUQS_czLjBUv8ZWcf9mluYv-Q">https://www.youtube.com/playlist?list=UUQS_czLjBUv8ZWcf9mluYv-Q</a>
6	25 March	<b>8. Health and safety</b> <ul style="list-style-type: none"> <li>● risks for employees, employers and the public during construction</li> <li>● risk assessments</li> <li>● legislation including Health and Safety at Work Act and Control of Substances Hazardous to Health (COSHH)</li> <li>● using PPE</li> <li>● safely working with gas, water and electricity</li> <li>● working at height and in enclosed spaces</li> </ul>	<b>Revision Resources</b> <ul style="list-style-type: none"> <li>● <i>PCSA Construction- Safety And Security student booklet</i></li> </ul> <b>WJEC Construction – You Tube Channel</b> <a href="https://www.youtube.com/playlist?list=UUQS_czLjBUv8ZWcf9mluYv-Q">https://www.youtube.com/playlist?list=UUQS_czLjBUv8ZWcf9mluYv-Q</a>
5	1 April	<b>Easter Holiday Revision Focus:</b> <i>Access through Google Classroom and complete WJEC Built Environment Practice Exam Paper</i>	
4	8 April		
3	15 April	<b>Review &amp; Check</b> <i>Complete Key Questions to check knowledge and understanding</i>	<b>WJEC Construction Key Questions Booklet Section 1.1 &amp; 1.2</b>
2	22 April	<b>Review &amp; Check</b> <i>Complete Key Questions to check knowledge and understanding</i>	<b>WJEC Construction Key Questions Booklet Section 1.3 &amp; 1.4 &amp; 1.5</b>
1	29 April	<b>Review &amp; Check</b> <i>Complete Key Questions to check knowledge and understanding</i>	<b>WJEC Construction Key Questions Booklet Section 1.6 &amp; 1.7 &amp; 1.8</b>

**Examination Dates:**

Paper	Length	Topics	Date
Paper 1	1hr 30mins (onscreen exam)	Unit 1: Introduction to the Built Environment	Weds 12 June (PM)

## Design & Technology - Engineering (WJEC/EDUQAS)

	Week Beginning	Topics	Revision Resources	✓
14	29 January	<p><b><u>LO3.1 Understanding the effects of engineering achievements</u></b></p> <ul style="list-style-type: none"> <li>3.1.1 describing engineering developments</li> </ul>	<p>Powerpoint:</p> <ul style="list-style-type: none"> <li><i>Engineering achievements and developments (1)</i></li> </ul> <p>PCSA Engineering Revision Guide:</p> <ul style="list-style-type: none"> <li><i>Part 1</i></li> </ul> <p><i>Wk 14 Practice Exam Questions</i></p>	
13	5 February	<p><b><u>LO3.1 Understanding the effects of engineering achievements</u></b></p> <ul style="list-style-type: none"> <li>3.1.2 explain the effects of engineering achievements</li> </ul>	<p>PowerPoint:</p> <ul style="list-style-type: none"> <li><i>Engineering Achievements and Developments (2)</i></li> </ul> <p>PCSA Engineering Revision Guide:</p> <ul style="list-style-type: none"> <li><i>Part 1</i></li> </ul> <p><i>Wk 13 Practice Exam Questions</i></p>	
12	12 February	February Half Term Revision Focus: Be able to describe properties of materials: <i>tensile strength; hardness; toughness; malleability; ductility; conductivity; corrosive resistance; environmental degradation; elasticity</i>		
11	19 February	<p><b><u>LO3.1 Understanding the effects of engineering achievements</u></b></p> <ul style="list-style-type: none"> <li>3.1.3 explaining how environmental issues affect engineering applications.</li> </ul>	<p>PowerPoint:</p> <ul style="list-style-type: none"> <li><i>Engineering Achievements and Developments (3)</i></li> </ul> <p>PCSA Engineering Revision Guide:</p> <ul style="list-style-type: none"> <li><i>Part 2- Environment</i></li> </ul> <p><i>Wk 11 Practice Exam Questions</i></p>	
10	26 February	<p><b><u>LO3.2 Understanding properties of engineering materials</u></b></p> <ul style="list-style-type: none"> <li>3.2.1 understanding materials, their properties, and their selections for specific purposes</li> </ul>	<p>PCSA Engineering Revision Guide:</p> <ul style="list-style-type: none"> <li><i>Part 3- Material Properties</i></li> </ul> <p><i>Wk 10 Practice Exam Questions</i></p> <p>Focus eLearning:</p> <p><i>Focus on Metal Based Materials</i>  <i>Focus on DT Materials Database</i>  <i>Focus on Mechanisms</i>  <i>Focus on SMART, Modern &amp; Composite Materials</i></p>	
9	4 March	<p><b><u>LO3.2 Understanding properties of engineering materials</u></b></p> <ul style="list-style-type: none"> <li>3.2.2 describing properties required of materials for engineering products</li> </ul>	<p>PowerPoint:</p> <ul style="list-style-type: none"> <li><i>Engineering Materials (1,2 and 3)</i></li> </ul> <p>PCSA Engineering Revision Guide:</p> <ul style="list-style-type: none"> <li><i>Part 5- Materials</i></li> </ul> <p><i>Wk 9 Practice Exam Questions</i></p> <p>Focus eLearning:</p> <p><i>Focus on Metal Based Materials</i>  <i>Focus on Surface Treatments and Finishes</i>  <i>Focus on DT Materials Database</i>  <i>Focus on SMART, Modern &amp; Composite Materials</i></p>	
8	11 March	<p><b><u>LO3.2 Understanding properties of engineering materials</u></b></p> <ul style="list-style-type: none"> <li>3.2.3 explaining how materials are tested for properties.</li> </ul>	<p>PowerPoint:</p> <ul style="list-style-type: none"> <li><i>Engineering Materials (1,2 and 3)</i></li> </ul> <p>PCSA Engineering Revision Guide:</p> <ul style="list-style-type: none"> <li><i>Part 4- Testing</i></li> </ul> <p><i>Wk 8 Practice Exam Questions</i></p>	

7	18 March	<u>LO3.3 Understanding methods of preparation, forming, joining and finishing of engineering materials</u> <ul style="list-style-type: none"> <li>3.3.1 describing engineering processes</li> </ul>	PCSA Engineering Revision Guide: <ul style="list-style-type: none"> <li>Part 6- Manufacturing</li> <li>Part 6- Manufacturing (2)</li> </ul> Wk 7 Practice Exam Questions Focus eLearning: <ul style="list-style-type: none"> <li>Focus on Plastics: Manufacturing Processes</li> <li>Focus on Metals: Manufacturing Processes</li> <li>Focus on Mechanisms</li> <li>Focus on SMART, Modern &amp; Composite Materials</li> </ul>
6	25 March	<u>LO3.3 Understanding methods of preparation, forming, joining and finishing of engineering materials</u> <ul style="list-style-type: none"> <li>3.3.2 describing applications of engineering processes</li> </ul>	PCSA Engineering Revision Guide: <ul style="list-style-type: none"> <li>Part 6- Manufacturing</li> <li>Part 6- Manufacturing (2)</li> </ul> Wk 6 Practice Exam Questions Focus eLearning: <ul style="list-style-type: none"> <li>Focus on Metal Based Materials</li> <li>Focus on Plastics: Manufacturing Processes</li> <li>Focus on Metals: Manufacturing Processes</li> </ul>
5	1 April	Easter Holiday Revision Focus: <i>Isometric drawing, Cut-away drawings, exploded drawings</i>	
4	8 April	<i>3<sup>rd</sup> angle Orthographic Projection, Dimensioning &amp; BSI drawing standards</i> <i>Line types and weights</i>	
3	15 April	<u>LO3.3 Understanding methods of preparation, forming, joining and finishing of engineering materials</u> <ul style="list-style-type: none"> <li>3.3.3 safe working practices.</li> </ul>	Wk 3 Practice Exam Questions Focus eLearning: <ul style="list-style-type: none"> <li>Focus on Surface Treatments and Finishes</li> <li>Focus on Plastics: Manufacturing Processes</li> <li>Focus on Metals: Manufacturing Processes</li> </ul>
2	22 April	<u>LO3.4 Solving engineering problems</u> <ul style="list-style-type: none"> <li>3.4.1 using mathematical techniques for solving engineering problems</li> </ul>	PowerPoint: <ul style="list-style-type: none"> <li>Solving Engineering Problems</li> </ul> PCSA Engineering Revision Guide: <ul style="list-style-type: none"> <li>Part 7- Mathematical Technological Techniques</li> </ul> Wk 2 Practice Exam Questions
1	29 April	<u>LO3.4 Solving engineering problems</u> <ul style="list-style-type: none"> <li>3.4.2 understanding and producing engineering drawings.</li> </ul>	PowerPoint: <ul style="list-style-type: none"> <li>Solving Engineering Problems</li> </ul> PCSA Engineering Revision Guide: <ul style="list-style-type: none"> <li>Part 7- Mathematical Technological Techniques</li> </ul> Wk 1 Practice Exam Questions

**Examination Dates:**

Paper	Length	Topics	Date
Paper 3	1hr 30mins	Unit 3: Solving Engineering Problems	Tues 21 May (PM)

## Design and Technology - Hospitality & Catering (WJEC / EDUQAS)

	Week Beginning	Topics	Revision Resources	✓
14	29 January	<p><b><u>LO 1.1 Hospitality &amp; catering provision</u></b></p> <p><b>1.1.1: Hospitality &amp; catering providers</b></p> <ul style="list-style-type: none"> <li>- Commercial (residential)</li> <li>- Commercial (non-residential)</li> <li>- Non-commercial (residential)</li> <li>- Non-commercial (non-residential)</li> <li>- Food service</li> <li>- Residential service</li> <li>- Standards &amp; ratings</li> </ul>	Textbook: page 10 Study Guide: Chapter 1	
13	5 February	<p><b><u>LO 1.1 Hospitality &amp; catering provision</u></b></p> <p><b>1.1.2: Working in the hospitality &amp; catering industry</b></p> <ul style="list-style-type: none"> <li>- Employment roles &amp; responsibilities</li> <li>- Personal attributes, qualifications &amp; experience an employer would look for</li> <li>- Personal attributes</li> <li>- Qualifications &amp; experience</li> </ul>	Textbook: page 21 Study Guide: Chapter 2	
12	12 February	<p><b>February Half Term Revision Focus:</b></p> <ul style="list-style-type: none"> <li>- Reflection of 1.1.1, 1.1.2 &amp; Past exam paper</li> </ul>		
11	19 February	<p><b><u>LO 1.1 Hospitality &amp; catering provision</u></b></p> <p><b>1.1.3 : Working conditions in the hospitality &amp; catering industry</b></p> <ul style="list-style-type: none"> <li>- Employment contracts &amp; working hours</li> <li>- Remuneration &amp; benefits</li> <li>- Fluctuating needs of the industry</li> </ul>	Textbook: page 30 Study Guide: Chapter 2	
10	26 February	<p><b><u>LO 1.1 Hospitality &amp; catering provision</u></b></p> <p><b>1.1.4: Contributing factors to the success of hospitality &amp; catering provision</b></p> <ul style="list-style-type: none"> <li>- Basic costs incurred within the hospitality &amp; catering industry (labour, materials &amp; overheads)</li> <li>- Basic calculation of gross &amp; net profit within the hospitality &amp; catering industry</li> <li>- Environmental needs &amp; the environmental impact within the hospitality &amp; catering industry</li> <li>- New technology &amp; the positive impact within the hospitality &amp; catering industry</li> <li>- Positive &amp; negative media impact on the hospitality &amp; catering industry</li> </ul>	Textbook: pages 32 Study Guide: Chapter 3	
9	4 March	<p><b><u>LO 1.2 How hospitality &amp; catering provisions operate</u></b></p> <p><b>1.2.1: The operation of the front &amp; back of house</b></p> <ul style="list-style-type: none"> <li>- Operational requirements</li> <li>- Equipment &amp; materials within catering provisions / kitchens</li> <li>- Documentation &amp; administration requirements used in a catering kitchen</li> </ul>	Textbook: page 44 Study Guide: Chapter 4 & 5	

8	11 March	<p><b><u>LO 1.2 How hospitality &amp; catering provisions operate</u></b></p> <p><b>1.2.2: Customer requirements in hospitality &amp; catering</b></p> <ul style="list-style-type: none"> <li>- Customer needs, rights, inclusion &amp; equality</li> </ul> <p><b>1.2.3: Hospitality &amp; catering provision to meet specific requirements</b></p> <ul style="list-style-type: none"> <li>- Customer climate</li> </ul>	<p>Textbook: pages 64 &amp; 65</p> <p>Study Guide: Chapter 6</p>
7	18 March	<p><b><u>LO 1.3 Health &amp; safety in hospitality &amp; catering</u></b></p> <p><b>1.3.1: Health &amp; safety in hospitality &amp; catering</b></p> <ul style="list-style-type: none"> <li>- Responsibilities for personal safety in the workplace for employees &amp; employers</li> <li>- Accident forms</li> <li>- Risk assessments</li> <li>- Responsibility of employers for the health &amp; safety training of staff</li> </ul>	<p>Textbook: pages 71</p> <p>Study Guide: Chapter 7</p>
6	25 March	<p><b><u>LO 1.3 Health &amp; safety in hospitality &amp; catering</u></b></p> <p><b>1.3.2: Food safety</b></p> <ul style="list-style-type: none"> <li>- HACCP (Hazard, Analysis, &amp; Critical Control Points)</li> </ul>	<p>Textbook: page 82</p> <p>Study Guide: Chapter 8</p>
5	1 April	<p><b>Easter Holiday Revision Focus:</b></p> <ul style="list-style-type: none"> <li>- Reflection of 1.1.3, 1.1.4, 1.2.1, 1.2.2, 1.2.3, 1.3.1 &amp; 1.3.2 &amp; Past exam paper</li> </ul>	
4	8 April		
3	15 April	<p><b><u>LO 1.4 Food safety in hospitality &amp; catering</u></b></p> <p><b>1.4.1: Food related causes of ill health</b></p> <ul style="list-style-type: none"> <li>- Allergies / bacteria / chemicals / intolerances</li> <li>- Food poisoning causes</li> <li>- Food allergies</li> <li>- Food intolerance</li> <li>- Food labelling laws &amp; food safety legislation</li> </ul>	<p>Textbook: page 87</p> <p>Study Guide: Chapter 9, 10 &amp; 11</p>
2	22 April	<p><b><u>LO 1.4 Food safety in hospitality &amp; catering</u></b></p> <p><b>1.4.2 : Symptoms &amp; signs of food-induced ill health</b></p> <ul style="list-style-type: none"> <li>- Visible &amp; non visible</li> </ul> <p><b>1.4.3: Preventative control measures of food-induced ill health</b></p> <ul style="list-style-type: none"> <li>- Control measures to prevent food induced ill health</li> </ul>	<p>Textbook: pages 95 &amp; 101</p> <p>Study Guide: Chapter 9, 10 &amp; 11</p>
1	29 April	<p><b><u>LO 1.4 Food safety in hospitality &amp; catering</u></b></p> <p><b>1.4.4: The Environmental Health Officer (EHO)</b></p> <ul style="list-style-type: none"> <li>- The role &amp; responsibilities</li> </ul>	<p>Textbook: page 105</p> <p>Study Guide: Chapter 12</p>

**Examination Dates:**

Paper	Length	Topics	Date
Paper 1	1hr 20mins	Unit 1: The Hospitality & Catering Industry	Thurs 20 June (AM)

## English Language and English Literature (AQA)

	Week Beginning	Topics	Revision Resources	✓
14	29 January	<b>Literature:</b> <i>Romeo and Juliet</i> - key themes, plot and characters. Create mind-maps for sample exam questions	<ul style="list-style-type: none"> <li>● Notes in your book</li> <li>● Copies of R+J available to borrow from English</li> <li>● Sample questions and past exam responses on Classroom</li> <li>● Mr Bruff playlist: <a href="https://bit.ly/3wrx09U">https://bit.ly/3wrx09U</a></li> <li>● R+J Quizlet set: <a href="https://bit.ly/3Hxrklq">https://bit.ly/3Hxrklq</a></li> </ul>	
13	5 February	<b>Literature:</b> <i>A Christmas Carol</i> - key themes, plot and characters.	<ul style="list-style-type: none"> <li>● Notes in your book</li> <li>● Copies of ACC available to borrow / buy from English</li> <li>● Sample questions and past exam responses on Classroom</li> <li>● Mr Bruff playlist: <a href="http://bit.ly/3kGcNL7">http://bit.ly/3kGcNL7</a></li> <li>● ACC Quizlet set: <a href="https://bit.ly/3WAVY1d">https://bit.ly/3WAVY1d</a></li> </ul>	
12	12 February	<b>February Half Term Revision Focus:</b> <i>Romeo and Juliet</i> and <i>A Christmas Carol</i> - past paper booklet. Plan essays and write thesis statements.		
11	19 February	<b>Language:</b> Paper 1 Section B (Q5. Writing) -generating ideas and planning, reading examples	Use the selected images to create a plan and write a creative piece. <a href="https://files.schudio.com/durhamjohnston/files/documents/ENGLISH_LANG_-_GCSE_-_PAPER_1_WRITING.pdf">https://files.schudio.com/durhamjohnston/files/documents/ENGLISH_LANG_-_GCSE_-_PAPER_1_WRITING.pdf</a>	
10	26 February	<b>Language:</b> Paper 1 Section A (Reading)	Paper 1 Section A Model answers and practice questions <a href="https://www.nottinghamfreeschool.co.uk/data/uploads/english/files/scan_sstevens_2023-03-28-09-01-20.pdf">https://www.nottinghamfreeschool.co.uk/data/uploads/english/files/scan_sstevens_2023-03-28-09-01-20.pdf</a>	
9	4 March	<b>Literature:</b> <i>Blood Brothers</i> - key themes, plot and characters. Create mind-maps for sample exam questions	<a href="https://files.schudio.com/montgomeryhighschool/files/documents/Blood_Brothers_-_Practice_Questions.pdf">https://files.schudio.com/montgomeryhighschool/files/documents/Blood_Brothers_-_Practice_Questions.pdf</a>	
8	11 March	<b>Language:</b> Paper 2 Section A (Reading) -refresher on the whole paper	<a href="https://www.stokenewingtonschool.co.uk/asset/4333">https://www.stokenewingtonschool.co.uk/asset/4333</a> <a href="https://www.crownhills.com/wp-content/uploads/2019/02/ENGLISH-LANGUAGE-PAPER-2-PRACTICE-PAPERS.pdf">https://www.crownhills.com/wp-content/uploads/2019/02/ENGLISH-LANGUAGE-PAPER-2-PRACTICE-PAPERS.pdf</a>	
7	18 March	<b>Language:</b> Paper 2 Section B (Q5. Writing) -idea generation and planning	<a href="https://www.youtube.com/watch?v=v0aAitntCvo">https://www.youtube.com/watch?v=v0aAitntCvo</a> <a href="https://www.pensbyhighschool.org/wp-content/uploads/2022/05/BE55EF48-EF14-D297-90E0FAB4D9884454.pdf">https://www.pensbyhighschool.org/wp-content/uploads/2022/05/BE55EF48-EF14-D297-90E0FAB4D9884454.pdf</a> (page 40-41)	
6	25 March	<b>Literature:</b> Conflict Poetry	<a href="https://www.crownhills.com/wp-content/uploads/2018/12/Power-and-Conflict-Poetry-Practice-Exam-Questions.pdf">https://www.crownhills.com/wp-content/uploads/2018/12/Power-and-Conflict-Poetry-Practice-Exam-Questions.pdf</a>	
5	1 April	<b>Easter Holiday Revision Focus:</b> Writing answers to sample questions in timed conditions, for all exams.		
4	8 April			



3	15 April	Literature Paper 1	<a href="https://filestore.aqa.org.uk/sample-papers-and-mark-schemes/2020/november/AQA-87021-QP-NOV20.PDF">https://filestore.aqa.org.uk/sample-papers-and-mark-schemes/2020/november/AQA-87021-QP-NOV20.PDF</a>
2	22 April	Literature Paper 2	<a href="https://filestore.aqa.org.uk/sample-papers-and-mark-schemes/2020/november/AQA-87022-QP-NOV20-CR.PDF">https://filestore.aqa.org.uk/sample-papers-and-mark-schemes/2020/november/AQA-87022-QP-NOV20-CR.PDF</a>
1	29 April	Language Paper 1 Q5 and Paper 2 Q5	Use the selected images to create a plan and write a creative piece.  <a href="https://files.schudio.com/durhamjohnston/files/documents/ENGLISH_LANG_-_GCSE_-_PAPER_1_WRITING.pdf">https://files.schudio.com/durhamjohnston/files/documents/ENGLISH_LANG_-_GCSE_-_PAPER_1_WRITING.pdf</a>  <a href="https://www.pensbyhighschool.org/wp-content/uploads/2022/05/BE55EF48-EF14-D297-90E0FAB4D9884454.pdf">https://www.pensbyhighschool.org/wp-content/uploads/2022/05/BE55EF48-EF14-D297-90E0FAB4D9884454.pdf</a> (page 40-41)

### Examination Dates:

ENGLISH LITERATURE	Length	Topics	Date
Paper 1 English Literature: Shakespeare and the 19th Century Novel	1 hour 45 mins	Section 1 'Romeo and Juliet' Shakespeare  Section 2 'A Christmas Carol' Dickens  (64 marks)	Monday 13 May (AM)
Paper 2 English Literature: Modern Texts and Poetry	2 hours 15 mins	Section 1 'Blood Brothers' Russell  Section 2 'Conflict Poetry'  Section 3 'Unseen Poetry'  (96 marks)	Monday 20 May (AM)
ENGLISH LANGUAGE	Length	Topics	Date
Paper 1 English Language: Explorations in Creative Reading and Writing	1 hour 45 mins	- Section A - Reading (40 marks)  4 Questions focused on analysing a fiction piece of writing  - Section B - Creative Writing (40 marks)	Thursday 23 May (AM)
Paper 2 English Language: Writers' Viewpoints and Perspectives	1 hour 45 mins	- Section A - Reading (40 marks)  4 Questions focused on analysing and comparing two nonfiction texts  - Section B - Persuasive Nonfiction Writing (40 marks)	Thursday 6 June (AM)

## French (AQA)

	Week Beginning	Topics	Revision Resources	✓
14	29 January	Me, My Family and Friends About Yourself - My Family - Describing People – Personalities – Relationships – Partnership Grammar: Nouns, articles and adjectives	AQA REVISION GUIDE & WORKBOOK pages 1 – 6; 23 AQA REVISION GUIDE & WORKBOOK pages 85-87 <a href="https://www.bbc.co.uk/bitesize/guides/zmfr7nb/revision/1">https://www.bbc.co.uk/bitesize/guides/zmfr7nb/revision/1</a> <a href="https://www.bbc.co.uk/bitesize/guides/zfnbjhv/revision/1">https://www.bbc.co.uk/bitesize/guides/zfnbjhv/revision/1</a> <a href="https://www.bbc.co.uk/bitesize/guides/zjv9xyc/revision/1">https://www.bbc.co.uk/bitesize/guides/zjv9xyc/revision/1</a> <a href="https://www.bbc.co.uk/bitesize/guides/z7rwpq8/revision/1">https://www.bbc.co.uk/bitesize/guides/z7rwpq8/revision/1</a>	
13	5 February	Free-Time Activities Lifestyle Music – Cinema – TV – Food – Eating Out – Sport Grammar: Present tense (regular and irregular)	AQA REVISION GUIDE & WORKBOOK pages 11 – 15– 22; 24 – 25; 41; 44 AQA REVISION GUIDE & WORKBOOK pages 95 – 96 <a href="https://www.bbc.co.uk/bitesize/guides/zhhvd6f/revision/1">https://www.bbc.co.uk/bitesize/guides/zhhvd6f/revision/1</a> <a href="https://www.bbc.co.uk/bitesize/guides/zbg8t39/revision/1">https://www.bbc.co.uk/bitesize/guides/zbg8t39/revision/1</a> <a href="https://www.bbc.co.uk/bitesize/guides/zjqtgwx/revision/1">https://www.bbc.co.uk/bitesize/guides/zjqtgwx/revision/1</a> <a href="https://www.bbc.co.uk/bitesize/guides/z6dx382/revision/1">https://www.bbc.co.uk/bitesize/guides/z6dx382/revision/1</a>	
12	12 February	<b>February Half Term Revision Focus: SPEAKING MOCKS. Revise / practise answers for all 3 themes. Learn key phrases for role-play and photo description.</b>		
11	19 February	Technology in Everyday Life Technology – Social Media – The Problems with Social Media Grammar: Avoir and être. Past tense.	AQA REVISION GUIDE & WORKBOOK pages 16 – 18 AQA REVISION GUIDE & WORKBOOK pages 97; 100 – 101 <a href="https://www.bbc.co.uk/bitesize/guides/zf8jf4j/revision/1">https://www.bbc.co.uk/bitesize/guides/zf8jf4j/revision/1</a>	
10	26 February	Customs and Traditions Festivals in French speaking countries – Grammar: Imperfect tense (I used to...) <b>MOCK SPEAKING EXAMS START THIS WEEK</b>	AQA REVISION GUIDE & WORKBOOK pages 10; 26 – 27 AQA REVISION GUIDE & WORKBOOK pages 102 <a href="https://www.bbc.co.uk/bitesize/guides/zhp3wty/revision/1">https://www.bbc.co.uk/bitesize/guides/zhp3wty/revision/1</a> <a href="https://www.bbc.co.uk/bitesize/guides/zh7pcqt/revision/1">https://www.bbc.co.uk/bitesize/guides/zh7pcqt/revision/1</a>  Practise your answer to questions and use GCSE pods for model answers.	
9	4 March	Where you live The Home – What you do at Home – Talking about where you Live – Clothes Shopping – Shopping – in the Shop – Giving Directions – Weather Grammar: Conditional tense (I would...)	AQA REVISION GUIDE & WORKBOOK pages 47; 50; 38; 43; 45 – 50 AQA REVISION GUIDE & WORKBOOK pages 104  <a href="https://www.bbc.co.uk/bitesize/guides/zrw6bdm/revision/1">https://www.bbc.co.uk/bitesize/guides/zrw6bdm/revision/1</a> <a href="https://www.bbc.co.uk/bitesize/guides/z6y4mfr/revision/1">https://www.bbc.co.uk/bitesize/guides/z6y4mfr/revision/1</a> <a href="https://www.bbc.co.uk/bitesize/guides/zny4mfr/revision/1">https://www.bbc.co.uk/bitesize/guides/zny4mfr/revision/1</a> <a href="https://www.bbc.co.uk/bitesize/guides/z4b8t39/revision/1">https://www.bbc.co.uk/bitesize/guides/z4b8t39/revision/1</a>	
8	11 March	Lifestyles Healthy Living – Unhealthy Living – Illnesses Grammar: Future tense	AQA REVISION GUIDE & WORKBOOK pages 54 – 55 AQA REVISION GUIDE & WORKBOOK pages 103 <a href="https://www.bbc.co.uk/bitesize/guides/zd7pcqt/revision/1">https://www.bbc.co.uk/bitesize/guides/zd7pcqt/revision/1</a> <a href="https://www.bbc.co.uk/bitesize/guides/z6qhrj6/revision/1">https://www.bbc.co.uk/bitesize/guides/z6qhrj6/revision/1</a>	

7	18 March	Social & Global Issues Environmental Problems – Problems in Society – Contributing to Society Grammar: Pluperfect and perfect infinitives	AQA REVISION GUIDE & WORKBOOK pages 51 – 62 AQA REVISION GUIDE & WORKBOOK pages 105; 107 <a href="https://www.bbc.co.uk/bitesize/guides/zhfc2sg/revision/1">https://www.bbc.co.uk/bitesize/guides/zhfc2sg/revision/1</a> <a href="https://www.bbc.co.uk/bitesize/guides/zhfc2sg/revision/1">https://www.bbc.co.uk/bitesize/guides/zhfc2sg/revision/1</a> <a href="https://www.bbc.co.uk/bitesize/guides/zbdx382/revision/1">https://www.bbc.co.uk/bitesize/guides/zbdx382/revision/1</a> <a href="https://www.bbc.co.uk/bitesize/guides/zk3k6v4/revision/1">https://www.bbc.co.uk/bitesize/guides/zk3k6v4/revision/1</a>
6	25 March	Travel & Tourism Where to Go – Accommodation – Booking – How to Get There – What to do Grammar: reflexive verbs	AQA REVISION GUIDE & WORKBOOK pages 28 – 49 AQA REVISION GUIDE & WORKBOOK pages 98 <a href="https://www.bbc.co.uk/bitesize/guides/zd6y8xs/revision/1">https://www.bbc.co.uk/bitesize/guides/zd6y8xs/revision/1</a> <a href="https://www.bbc.co.uk/bitesize/guides/zr7pcqt/revision/1">https://www.bbc.co.uk/bitesize/guides/zr7pcqt/revision/1</a>
5	1 April	<b>Easter Holiday Revision Focus: REAL Speaking exam preparation . Revise / practise answers for all 3 themes. Learn key phrases for role-play and photo description.</b>	
4	8 April		
3	15 April	Study School subjects – daily routine – school life – school pressures – Grammar: Prepositions; conjunctions and intensifiers	AQA REVISION GUIDE & WORKBOOK pages 63 – 73 AQA REVISION GUIDE & WORKBOOK pages 107 <a href="https://www.bbc.co.uk/bitesize/guides/zjnggp3/revision/1">https://www.bbc.co.uk/bitesize/guides/zjnggp3/revision/1</a> <a href="https://www.bbc.co.uk/bitesize/guides/z7y4mfr/revision/1">https://www.bbc.co.uk/bitesize/guides/z7y4mfr/revision/1</a> <a href="https://www.bbc.co.uk/bitesize/guides/zf8mvk7/revision/1">https://www.bbc.co.uk/bitesize/guides/zf8mvk7/revision/1</a> <a href="https://www.bbc.co.uk/bitesize/guides/zhk2y9q/revision/1">https://www.bbc.co.uk/bitesize/guides/zhk2y9q/revision/1</a>
2	22 April	Careers & Employment Education Post-16 – Career Choices & Ambitions. Grammar: Negatives	AQA REVISION GUIDE & WORKBOOK pages 74 – 84 AQA REVISION GUIDE & WORKBOOK pages 106 <a href="https://www.bbc.co.uk/bitesize/guides/zf8mvk7/revision/1">https://www.bbc.co.uk/bitesize/guides/zf8mvk7/revision/1</a> <a href="https://www.bbc.co.uk/bitesize/guides/zvqhrj6/revision/1">https://www.bbc.co.uk/bitesize/guides/zvqhrj6/revision/1</a> <a href="https://www.bbc.co.uk/bitesize/guides/zn8mvk7/revision/1">https://www.bbc.co.uk/bitesize/guides/zn8mvk7/revision/1</a> <a href="https://www.bbc.co.uk/bitesize/guides/z62n47h/revision/1">https://www.bbc.co.uk/bitesize/guides/z62n47h/revision/1</a>
1	29 April	<b>SPEAKING EXAMS START THIS WEEK!!!</b>	Revise all questions using your speaking booklet and use GCSE pods to help you practise model answers

#### Examination Dates:

Paper	Length	Topics	Date
<b>SPEAKING</b>	F = 10 min preparation + 12 min exam H = 12 min preparation + 15 min exam	<b>ALL</b>	<b>W/C 29 April – Exact date will be given to you.</b>
<b>LISTENING</b>	F = 35 min H = 45 min	<b>ALL</b>	<b>Tuesday 14 May (AM)</b>
<b>READING</b>	F = 45 min H = 1hr	<b>ALL</b>	<b>Tuesday 14 May (AM)</b>
<b>WRITING</b>	F = 1hr 05 min H = 1hr 20min	<b>ALL</b>	<b>Friday 24 May (AM)</b>

## Geography (AQA)

	Week Beginning	Topics	Revision Resources	✓
14	29 January	Ecosystems and TRF	<p>Complete <b>one</b> of the following for the ecosystem / tropical rainforest part of the living world topic:</p> <ul style="list-style-type: none"> <li>The knowledge organiser – copy on google classroom</li> <li>The mind map – copy on google classroom</li> <li>The multiple choice quizzes found on <a href="https://www.internetgeography.net/gcse-geography-interactive-revision/gcse-geography-ecosystems-revision/">https://www.internetgeography.net/gcse-geography-interactive-revision/gcse-geography-ecosystems-revision/</a> (ecosystem and TRF quizzes)</li> </ul> <p><b>Or want exam practice?</b></p> <ul style="list-style-type: none"> <li>Have a go at the 6 and 9 mark exam questions found on your google classroom.</li> </ul>	
13	5 February	Hot Deserts	<p>Complete <b>one</b> of the following for the hot desert part of the living world topic:</p> <ul style="list-style-type: none"> <li>The knowledge organiser – copy on google classroom</li> <li>The multiple choice quizzes found on <a href="https://www.internetgeography.net/gcse-geography-interactive-revision/gcse-geography-ecosystems-revision/">https://www.internetgeography.net/gcse-geography-interactive-revision/gcse-geography-ecosystems-revision/</a> (hot desert quizzes).</li> </ul> <p><b>Or want exam practice?</b></p> <ul style="list-style-type: none"> <li>Have a go at the 6 and 9 mark exam questions found on your google classroom.</li> </ul>	
12	12 February	February Half Term Revision Focus: Tectonic Hazards	<p>Complete <b>one</b> of the following for the tectonic hazards part of the course:</p> <ul style="list-style-type: none"> <li>The knowledge organiser – copy on google classroom</li> <li>The multiple choice quizzes found on <a href="https://www.internetgeography.net/gcse-geography-interactive-revision/gcse-geography-natural-hazards-revision/">https://www.internetgeography.net/gcse-geography-interactive-revision/gcse-geography-natural-hazards-revision/</a> (the first few on general tectonic processes and then the Japan 2011 and Haiti 2010 case studies).</li> </ul> <p><b>Or want exam practice?</b></p> <ul style="list-style-type: none"> <li>Have a go at the 6 and 9 mark exam questions found on your google classroom.</li> </ul>	
11	19 February	Weather Hazards and Climate Change	<p>Complete <b>one</b> of the following for the weather hazards part of the course:</p> <ul style="list-style-type: none"> <li>The knowledge organiser – copy on google classroom</li> <li>The mind map – copy on google classroom</li> <li>The multiple choice quizzes found on <a href="https://www.internetgeography.net/gcse-geography-interactive-revision/gcse-geography-natural-hazards-revision/">https://www.internetgeography.net/gcse-geography-interactive-revision/gcse-geography-natural-hazards-revision/</a> (the last set on weather hazards, tropical storms and climate change).</li> </ul> <p><b>Or want exam practice?</b></p> <p>Have a go at the 6 and 9 mark exam questions found on your google classroom.</p>	
10	26 February	River Landscapes in the UK	<p>Complete <b>one</b> of the following for the river landscapes part of the course:</p> <ul style="list-style-type: none"> <li>The knowledge organiser – copy on google classroom</li> <li>The multiple choice quizzes on <a href="https://www.internetgeography.net/gcse-geography-interactive-revision/gcse-geography-rivers-revision/">https://www.internetgeography.net/gcse-geography-interactive-revision/gcse-geography-rivers-revision/</a></li> </ul> <p><b>Or want exam practice?</b></p> <p>Have a go at the 4 and 6 mark exam questions found on your google classroom.</p>	
9	4 March	Coastal Landscapes in the UK	<p>Complete <b>one</b> of the following for the coasts landscapes part of the course:</p> <ul style="list-style-type: none"> <li>The knowledge organiser – copy on google classroom</li> <li>The multiple choice quizzes on <a href="https://www.internetgeography.net/gcse-geography-interactive-revision/gcse-geography-coasts-revision/">https://www.internetgeography.net/gcse-geography-interactive-revision/gcse-geography-coasts-revision/</a></li> </ul> <p><b>Or want exam practice?</b></p> <p>Have a go at the 4 and 6 mark questions found on your google classroom.</p>	
8	11 March	Urbanisation and Rio	<p>Complete <b>one</b> of the following for the urban part of the course:</p> <ul style="list-style-type: none"> <li>The knowledge organiser – copy on google classroom</li> <li>The multiple choice quizzes on <a href="https://www.internetgeography.net/gcse-geography-interactive-revision/gcse-geography-urban-environments-revision/">https://www.internetgeography.net/gcse-geography-interactive-revision/gcse-geography-urban-environments-revision/</a> (The general urbanisation quiz).</li> </ul> <p><b>Or want exam practice?</b></p> <p>Have a go at the 4 and 9 mark questions found on your google classroom.</p>	

7	18 March	<b>Urbanisation and Bristol</b>	<p>Complete <b>one</b> of the following for the urban part of the course:</p> <ul style="list-style-type: none"> <li>The knowledge organiser – copy on google classroom</li> <li>The multiple choice quizzes on <a href="https://www.internetgeography.net/gcse-geography-interactive-revision/gcse-geography-urban-environments-revision/">https://www.internetgeography.net/gcse-geography-interactive-revision/gcse-geography-urban-environments-revision/</a> (the 2 Bristol case study quizzes)</li> </ul> <p><b>Or want exam practice?</b> Have a go at the 4, 6 and 9 mark questions found on your google classroom.</p>
6	25 March	<b>The Changing Economic World – Global development</b>	<p>Complete <b>one</b> of the following for the economic world part of the course:</p> <ul style="list-style-type: none"> <li>The knowledge organiser – copy on google classroom</li> <li>The multiple choice quizzes on <a href="https://www.internetgeography.net/gcse-geography-interactive-revision/gcse-geography-changing-economic-world-revision/">https://www.internetgeography.net/gcse-geography-interactive-revision/gcse-geography-changing-economic-world-revision/</a> (The first 6 under global development and reducing the gap).</li> </ul> <p><b>Or want exam practice?</b> Have a go at the 3 and 4 mark questions found on your google classroom.</p>
5	1 April	<b>Easter Holiday Revision Focus: The Changing Economic World - Nigeria</b>	<p>Complete <b>one</b> of the following for the economic world (Nigeria) part of the course:</p> <ul style="list-style-type: none"> <li>The knowledge organiser – copy on google classroom</li> <li>The multiple choice quizzes on <a href="https://www.internetgeography.net/gcse-geography-interactive-revision/gcse-geography-changing-economic-world-revision/">https://www.internetgeography.net/gcse-geography-interactive-revision/gcse-geography-changing-economic-world-revision/</a> (The 8 Nigeria quizzes).</li> </ul> <p><b>Or want exam practice?</b> Have a go at the 4, 6 and 9 mark questions found on your google classroom.</p>
4	8 April	<b>Easter Holiday Revision Focus: The Changing Economic World – The UK</b>	<p>Complete <b>one</b> of the following for the economic world (UK) part of the course:</p> <ul style="list-style-type: none"> <li>The knowledge organiser – copy on google classroom</li> <li>The multiple choice quizzes on <a href="https://www.internetgeography.net/gcse-geography-interactive-revision/gcse-geography-changing-economic-world-revision/">https://www.internetgeography.net/gcse-geography-interactive-revision/gcse-geography-changing-economic-world-revision/</a> (The 8 UK quizzes).</li> </ul> <p><b>Or want exam practice?</b> Have a go at the 6 and 9 mark questions found on your google classroom.</p>
3	15 April	<b>Resource Management Changing Demand in the UK</b>	<p>Complete <b>one</b> of the following for resource management part of the course:</p> <ul style="list-style-type: none"> <li>The knowledge organiser – copy on google classroom</li> <li>The multiple choice quizzes on <a href="https://www.internetgeography.net/gcse-geography-interactive-revision/gcse-geography-the-challenge-of-resource-management-revision/">https://www.internetgeography.net/gcse-geography-interactive-revision/gcse-geography-the-challenge-of-resource-management-revision/</a> (The resource management quizzes).</li> </ul> <p><b>Or want exam practice?</b> Have a go at the 6 mark questions found on the google classroom.</p>
2	22 April	<b>Resource Management - Food</b>	<p>Complete <b>one</b> of the following for the resource management (food) part of the course:</p> <ul style="list-style-type: none"> <li>The knowledge organiser – copy on google classroom</li> <li>The multiple choice quizzes on <a href="https://www.internetgeography.net/gcse-geography-interactive-revision/gcse-geography-the-challenge-of-resource-management-revision/">https://www.internetgeography.net/gcse-geography-interactive-revision/gcse-geography-the-challenge-of-resource-management-revision/</a> (The food quizzes).</li> </ul> <p><b>Or want exam practice?</b> Have a go at the 6 mark questions found on the google classroom.</p>
1	29 April	<b>Past papers</b>	Have a go at the past papers to see how well you can apply your revision from the last 13 weeks.

#### Examination Dates:

Paper	Length	Topics	Date
Paper 1	1h30	Paper 1 – Physical Environments	17 May (PM)
Paper 2	1h30	Paper 2 – Human Environments	5 June (AM)
Paper 3	1h30	Paper 3 – Geographical Applications	14 June (AM)

## History (Edexcel)

	Week Beginning	Topics	Revision Resources	✓
14	29 January	Medicine Through Time & The Western Front	<ul style="list-style-type: none"> <li>Use revision guide to create a mind map summarising key knowledge for the medicine in the Medieval time period.</li> <li>Use three colours to identify which areas apply to surgery, disease and infection, public health (there might not be evidence of each of these for each time period).</li> <li>Have a go at an exam question on this time period (Google Classroom).</li> </ul>	
13	5 February	Medicine Through Time & The Western Front	<ul style="list-style-type: none"> <li>Use revision guide to create a mind map summarising key knowledge for the medicine in the Renaissance time period. Use three colours to identify which areas apply to surgery, disease and infection, public health (there might not be evidence of each of these for each time period).</li> </ul>	
12	12 February	<ul style="list-style-type: none"> <li><b>February Half Term Revision Focus:</b> Medicine Through Time &amp; The Western Front - Use revision guide and GCSE Pod to create flash cards summarising the work of all key individuals in the Industrial Revolution time period.</li> <li>Use three colours to identify which areas apply to surgery, disease and infection, public health (there might not be evidence of each of these for each time period).</li> <li><a href="https://members.gcsepod.com/shared/podcasts/title/11393/70265">https://members.gcsepod.com/shared/podcasts/title/11393/70265</a></li> </ul> Have a go at an exam question on this time period (Google Classroom).		
11	19 February	Medicine Through Time & The Western Front	<ul style="list-style-type: none"> <li>Use revision guide to create a mind map summarising key knowledge for the medicine in the Modern (1900 – Present day) period.</li> <li>Have a go at an exam question on this time period (Google Classroom).</li> </ul>	
10	26 February	Medicine Through Time & The Western Front	Exam skills – Produce a top tip for how to answer each type of exam question in the Medicine and Western Front exam paper. You can use your revision guide and your exercise books to support this	
9	4 March	Early Elizabethan England	<ul style="list-style-type: none"> <li>Use revision guide and GCSE Pod to create flash cards summarising the challenges Elizabeth faced in her early years (legitimacy, religion, Mary Queen of Scots etc).</li> </ul> <a href="https://members.gcsepod.com/shared/podcasts/title/12157/75223">https://members.gcsepod.com/shared/podcasts/title/12157/75223</a>	
8	11 March	Early Elizabethan England	<ul style="list-style-type: none"> <li>Use revision guide and GCSE Pod to create a mind map on the challenges Elizabeth faced at home and abroad between 1569 and 1588 (Revolt of the Northern Earls, Puritans, Excommunication by the Pope, Tensions with Spain and the Netherlands etc).</li> </ul> <a href="https://members.gcsepod.com/shared/podcasts/title/12158/75246">https://members.gcsepod.com/shared/podcasts/title/12158/75246</a>	
7	18 March	Early Elizabethan England	<ul style="list-style-type: none"> <li>Use revision guide and GCSE Pod to create a mind map on Elizabethan Society and the Age of Exploration 1558-88 (education, leisure, poverty, exploration, Raleigh and Virginia etc).</li> </ul> <a href="https://members.gcsepod.com/shared/podcasts/title/12159/75314">https://members.gcsepod.com/shared/podcasts/title/12159/75314</a>	

6	25 March	Early Elizabethan England	<ul style="list-style-type: none"> <li>• Create a timeline of all of the major events that occur throughout Elizabeth's reign as Queen.</li> <li>• Using two colours – highlight the events which apply to home and abroad.</li> <li>• Using a third colour – highlight the events where you feel tensions were very high.</li> </ul>
5	1 April	<b>Easter Holiday Revision Focus: Weimar and Nazi Germany -</b>	
		Create a timeline of all of the major events that occur throughout 1918-1924. This should include the abdication of the Kaiser, the establishment of the Weimar Republic and then the crisis which the Weimar Republic faced during this time period.	
4	8 April	Ensure that you have clear dates of these events and a summary of the information to go with them. Your revision guides will be of great use to support you in doing this.	
3	15 April	Weimar and Nazi Germany	<ul style="list-style-type: none"> <li>• Golden Years - Use revision guide and GCSE Pod to create a mind map of the years 1924-1929 (REALLYK)</li> <li>• Plan/Have a go at one of the exam questions on Google Classroom <a href="https://members.gcsepod.com/shared/podcasts/title/10653/65414">https://members.gcsepod.com/shared/podcasts/title/10653/65414</a></li> </ul>
2	22 April	Weimar and Nazi Germany	<ul style="list-style-type: none"> <li>• Growth in Nazi support (Hitler becomes Chancellor and then Fuhrer) – create a detailed timeline of the key events which led to Hitler becoming Chancellor and then Fuhrer. Ensure that you have the dates of each key event clearly identified. <a href="https://members.gcsepod.com/shared/podcasts/title/10654/65422">https://members.gcsepod.com/shared/podcasts/title/10654/65422</a> <a href="https://members.gcsepod.com/shared/podcasts/title/10655/65427">https://members.gcsepod.com/shared/podcasts/title/10655/65427</a></li> </ul>
1	29 April	Weimar and Nazi Germany	<ul style="list-style-type: none"> <li>• Life in Nazi Germany – Create a flashcard for each of the themes covered in this section of the course. For each flashcard you will need to specify the group of people/part of society being targeted by the Nazis and then provide details of what the Nazis actually did. <a href="https://members.gcsepod.com/shared/podcasts/title/10656/65440">https://members.gcsepod.com/shared/podcasts/title/10656/65440</a></li> </ul>

#### Examination Dates:

Paper	Length	Topics	Date
Paper 1	1 Hour 15 Mins	Medicine Through Time & The Western Front	15 May (AM)
Paper 2	1 Hour 45 Mins	Superpower relations – Early Elizabethan England/ The Cold War	4 June (PM)
Paper 3	1 Hour 20 Mins	Weimar and Nazi Germany	11 June (PM)



## Maths Higher (Edexcel)

	Week Beginning	Topics	Revision Resources	✓
14	29 January	Index Laws and Fractional and negative indices	Sparx Clips: U851, U985, U772, U299 More resources on you maths google classroom	
13	5 February	Probability trees	Sparx Clips: U246, U821, U806, U558, U729 More resources on you maths google classroom	
12	12 February	HALF TERM REVISION FOCUS: Fractions and four operations & Rounding and Estimation: U679, U692, U746, U736, U793, U475, U544, U881, U916, U480, U225, U657, U301, U587		
11	19 February	Circles including Sectors and arcs	Sparx Clips: U226, U343, U950, U604, U221, U950, U373 More resources on you maths google classroom	
10	26 February	Standard form	Sparx Clips: U330, U534, U264, U290 More resources on you maths google classroom	
9	4 March	Compound interest and depreciation & Percentages	Sparx Clips: U671, U332, U988, U268, U332, U988 More resources on you maths google classroom	
8	11 March	Angles, congruency and similarity	Sparx Clips: U655, U826, U329, U427, U866, U887, U630, U110 More resources on you maths google classroom	
7	18 March	Pythagoras and Trigonometry:	Sparx Clips: U385, U170, U592, U952, U591, U164 More resources on you maths google classroom	
6	25 March	Transformations	Sparx Clips: U196, U799, U696, U519, U766 More resources on you maths google classroom	
5	1 April	<b>Easter Holiday Revision Focus:</b> <b>Surds,</b> <b>Rationalise the denominator</b> <b>Recurring decimals</b> <b>Product rule</b> <b>Functions</b>	Sparx Clips: U338, U663, U872, U499, U707, U281, U689, U369, U637, U895, U448, U996 More resources on you maths google classroom	
4	8 April			
3	15 April	Vectors & Circle Theorem	Sparx Clips: U781, U560, U459, U251, U489, U130, U808, U807 More resources on you maths google classroom	
2	22 May	Ratio including direct and inverse proportion	Sparx Clips: U687, U753, U176, U577, U921, U865, U407, U138 More resources on you maths google classroom	
1	29 April	Straight Line and Quadratic graphs	Sparx Clips: U741, U315, U669, U989, U667 More resources on you maths google classroom	

### Examination Dates:

Paper	Length	Topics	Date
1 (Non-Calc)	1h30m	Any	Thursday 16 May (AM)
2 (Calc)	1h30m	Any	Monday 3 June (AM)
3 (Calc)	1h30m	Any	Monday 10 June (AM)

### Revision Resources:

<a href="#"><u>Method Maths</u></a>	<a href="#"><u>Hegarty Maths</u></a>	<a href="#"><u>GCSE Pod</u></a>	<a href="#"><u>Revision Guides</u></a>
-------------------------------------	--------------------------------------	---------------------------------	--



## Maths Foundation (Edexcel)

	Week Beginning	Topics	Revision Resources	✓
14	29 January	Converting Fractions/decimals/percentages	Sparx Clips: U888, U594, U550, U689 More resources on you maths google classroom	
13	5 February	Probability	Sparx Clips: U803, U408, U510, U683 More resources on you maths google classroom	
12	12 February	HALF TERM REVISION FOCUS: Fractions and four operations and Indices U679, U692, U746, U736, U793, U475, U544, U881, U916, U235, U694, U662, U103 More Resources on your maths google classroom.		
11	19 February	Rounding and Estimation	Sparx Clips: U480, U225 More resources on you maths google classroom	
10	26 February	Area and perimeter & Unit Conversion	Sparx Clips: U945, U265, U767, U604, U950, U388 More resources on you maths google classroom	
9	4 March	Standard Form	Sparx Clips: U330, U534, U264, U290, More resources on you maths google classroom	
8	11 March	Factors, multiples and primes	Sparx Clips: U739, U250 More resources on you maths google classroom	
7	18 March	Simplifying algebra and solving equations	Sparx Clips: U755, U325, U870, U505, U599, U105, U365 More resources on you maths google classroom	
6	25 March	Percentages and Fractions of an amount	Sparx Clips: U554, U349, U773, U671, U286, U278 More resources on you maths google classroom	
5	1 April	<b>Easter Holiday Revision Focus:</b> <b>Angles in triangles</b> <b>Angles in parallel lines</b> <b>Angles in polygons</b> <b>Pythagoras and Trigonometry.</b>	Sparx Clips: U655, U826, U329, U427, U121, U849, U427, U385, U170 More resources on you maths google classroom	
4	8 April			
3	15 April	Linear Sequences	Sparx Clips: U213, U530, U498, U978, U958, U680 More resources on you maths google classroom	
2	22 May	Percentage increase/decrease/change and money problems	Sparx Clips: U671, U332, U988, U268 More resources on you maths google classroom	
1	29 April	Straight Line and Quadratic graphs	Sparx Clips: U741, U315, U669, U989, U667 More resources on you maths google classroom	

### Examination Dates:

Paper	Length	Topics	Date
1 (Non-Calc)	1h30m	Any	Thursday 16 May (AM)
2 (Calc)	1h30m	Any	Monday 3 June (AM)
3 (Calc)	1h30m	Any	Monday 10 June (AM)

### Revision Resources:

<a href="#"><u>Method Maths</u></a>	<a href="#"><u>Hegarty Maths</u></a>	<a href="#"><u>GCSE Pod</u></a>	<a href="#"><u>Revision Guides</u></a>
-------------------------------------	--------------------------------------	---------------------------------	--

## Media Studies (AQA)

	Week Beginning	Topics	Revision Resources	✓
14	29 January	Language and Representation: Advertising (Galaxy, NHS and OMO)	BBC Bitesize: <a href="https://www.bbc.co.uk/bitesize/guides/z2p4qty/revision/1">https://www.bbc.co.uk/bitesize/guides/z2p4qty/revision/1</a> Revision booklet, class notes PowerPoints on Google Classroom Galaxy video: <a href="https://www.youtube.com/watch?v=qHfk4_DCQ3E">https://www.youtube.com/watch?v=qHfk4_DCQ3E</a> NHS video: <a href="https://www.youtube.com/watch?v=73XkLd-3o8E">https://www.youtube.com/watch?v=73XkLd-3o8E</a> OMO video: <a href="https://www.youtube.com/watch?v=gJfYQPQuZm0">https://www.youtube.com/watch?v=gJfYQPQuZm0</a>	
13	5 February	Industries and Audiences: Music Videos (Arctic Monkeys and Blackpink)	BBC Bitesize: <a href="https://www.bbc.co.uk/bitesize/guides/zw8xfrd/revision/1">https://www.bbc.co.uk/bitesize/guides/zw8xfrd/revision/1</a> Revision booklet, class notes PowerPoints on Google Classroom Blackpink video: <a href="https://www.youtube.com/watch?v=9iWOO3Kexp4">https://www.youtube.com/watch?v=9iWOO3Kexp4</a> & <a href="https://www.youtube.com/watch?v=icPXzCqvVd0">https://www.youtube.com/watch?v=icPXzCqvVd0</a> Arctic Monkeys video: <a href="https://www.youtube.com/watch?v=mXE7vQDkOCU">https://www.youtube.com/watch?v=mXE7vQDkOCU</a> & <a href="https://www.youtube.com/watch?v=i7YUM6YAI7o">https://www.youtube.com/watch?v=i7YUM6YAI7o</a>	
12	12 February	<b>February Half Term Revision Focus:</b> Practice paper (get from LJD)		
11	19 February	Industries and Audiences: Social Media (Marcus Rashford and Kim Kardashian)	Revision booklet, class notes PowerPoints on Google Classroom MR videos: <a href="https://www.youtube.com/watch?v=oq4P5OXycqo">https://www.youtube.com/watch?v=oq4P5OXycqo</a> & <a href="https://www.youtube.com/watch?v=ID8H6eIVa0g">https://www.youtube.com/watch?v=ID8H6eIVa0g</a> KKH video: <a href="https://www.youtube.com/watch?v=UjBRgoGY2n8">https://www.youtube.com/watch?v=UjBRgoGY2n8</a>	
10	26 February	Language and Representation: Magazines (Heat and Tatler)	BBC Bitesize: <a href="https://www.bbc.co.uk/bitesize/guides/zcpgdmn/revision/1">https://www.bbc.co.uk/bitesize/guides/zcpgdmn/revision/1</a> Revision booklet, class notes PowerPoints on Google Classroom Tatler video: <a href="https://www.youtube.com/watch?v=OHNWpOFRAEE">https://www.youtube.com/watch?v=OHNWpOFRAEE</a> Heat Video: <a href="https://www.youtube.com/watch?v=O5gXxPuO2Hg">https://www.youtube.com/watch?v=O5gXxPuO2Hg</a>	
9	4 March	Industries and Audiences: Newspapers (Daily Mirror and The Times)	BBC Bitesize: <a href="https://www.bbc.co.uk/bitesize/guides/zps4qty/revision/1">https://www.bbc.co.uk/bitesize/guides/zps4qty/revision/1</a> Revision booklet, class notes PowerPoints on Google Classroom Daily Mirror Video: <a href="https://www.youtube.com/watch?v=dXHobSDVIVM">https://www.youtube.com/watch?v=dXHobSDVIVM</a> & <a href="https://www.youtube.com/watch?v=S0kbFjZNRv0">https://www.youtube.com/watch?v=S0kbFjZNRv0</a>	
8	11 March	Language and Representation: Newspapers (Daily Mirror and The Times)	BBC Bitesize: <a href="https://www.bbc.co.uk/bitesize/guides/zps4qty/revision/1">https://www.bbc.co.uk/bitesize/guides/zps4qty/revision/1</a> Revision booklet, class notes PowerPoints on Google Classroom	
7	18 March	Industries: Film (Black Widow and I, Daniel Blake)	BBC Bitesize: <a href="https://www.bbc.co.uk/bitesize/guides/z9hrwxs/revision/1">https://www.bbc.co.uk/bitesize/guides/z9hrwxs/revision/1</a> Revision booklet, class notes PowerPoints on Google Classroom Black Widow video: <a href="https://www.youtube.com/watch?v=4StHPlzWkKA">https://www.youtube.com/watch?v=4StHPlzWkKA</a> & <a href="https://www.youtube.com/watch?v=7ltMlacHB98">https://www.youtube.com/watch?v=7ltMlacHB98</a>	
6	25 March	Industries and Audiences: Radio	BBC Bitesize: <a href="https://www.bbc.co.uk/bitesize/guides/z2s97hv/revision/1">https://www.bbc.co.uk/bitesize/guides/z2s97hv/revision/1</a> Revision booklet, class notes PowerPoints on Google Classroom	
5	1 April	<b>Easter Holiday Revision Focus:</b> Practice paper (get from LJD)		
4	8 April			
3	15 April		Propp: <a href="https://www.bbc.co.uk/bitesize/guides/zgydhv4/revision/1">https://www.bbc.co.uk/bitesize/guides/zgydhv4/revision/1</a>	

		Theories & Keywords	<p>Todorov: <a href="https://media-studies.com/todorov/">https://media-studies.com/todorov/</a></p> <p>Maslow: <a href="https://mediastudiesgcse.wordpress.com/media-theory-audience/">https://mediastudiesgcse.wordpress.com/media-theory-audience/</a></p> <p>VALs: <a href="https://www.bbc.co.uk/bitesize/guides/zy24p39/revision/3">https://www.bbc.co.uk/bitesize/guides/zy24p39/revision/3</a></p> <p>Intertextuality: <a href="https://www.youtube.com/watch?v=bg5APcGMsS8">https://www.youtube.com/watch?v=bg5APcGMsS8</a></p> <p>Uses and gratifications: <a href="https://www.youtube.com/watch?v=1pBBnnWbDQ">https://www.youtube.com/watch?v=1pBBnnWbDQ</a></p> <p>Audience: <a href="https://www.bbc.co.uk/bitesize/guides/zy24p39/revision/1">https://www.bbc.co.uk/bitesize/guides/zy24p39/revision/1</a></p> <p>Levi Strauss: <a href="https://www.youtube.com/watch?v=xJJRyPIsD9Q&amp;list=PLm6BhMZgdGbB0pEo2wm_A-tU1ucrRIPFS">https://www.youtube.com/watch?v=xJJRyPIsD9Q&amp;list=PLm6BhMZgdGbB0pEo2wm_A-tU1ucrRIPFS</a></p> <p>Male Gaze: <a href="https://www.youtube.com/watch?v=LeXzLUpw8mg&amp;list=PLm6BhMZgdGbCgw6mEsBAhRQG5ns6AICHh&amp;index=6">https://www.youtube.com/watch?v=LeXzLUpw8mg&amp;list=PLm6BhMZgdGbCgw6mEsBAhRQG5ns6AICHh&amp;index=6</a></p> <p>Hypodermic Needle: <a href="https://www.youtube.com/watch?v=RoSWp2OPC1I&amp;list=PLm6BhMZgdGbCgw6mEsBAhRQG5ns6AICHh&amp;index=9">https://www.youtube.com/watch?v=RoSWp2OPC1I&amp;list=PLm6BhMZgdGbCgw6mEsBAhRQG5ns6AICHh&amp;index=9</a></p>	
2	22 April	Theories & Keywords	<p>Propp: <a href="https://www.bbc.co.uk/bitesize/guides/zgydhv4/revision/1">https://www.bbc.co.uk/bitesize/guides/zgydhv4/revision/1</a></p> <p>Todorov: <a href="https://media-studies.com/todorov/">https://media-studies.com/todorov/</a></p> <p>Maslow: <a href="https://mediastudiesgcse.wordpress.com/media-theory-audience/">https://mediastudiesgcse.wordpress.com/media-theory-audience/</a></p> <p>VALs: <a href="https://www.bbc.co.uk/bitesize/guides/zy24p39/revision/3">https://www.bbc.co.uk/bitesize/guides/zy24p39/revision/3</a></p> <p>Intertextuality: <a href="https://www.youtube.com/watch?v=bg5APcGMsS8">https://www.youtube.com/watch?v=bg5APcGMsS8</a></p> <p>Uses and gratifications: <a href="https://www.youtube.com/watch?v=1pBBnnWbDQ">https://www.youtube.com/watch?v=1pBBnnWbDQ</a></p> <p>Audience: <a href="https://www.bbc.co.uk/bitesize/guides/zy24p39/revision/1">https://www.bbc.co.uk/bitesize/guides/zy24p39/revision/1</a></p> <p>Levi Strauss: <a href="https://www.youtube.com/watch?v=xJJRyPIsD9Q&amp;list=PLm6BhMZgdGbB0pEo2wm_A-tU1ucrRIPFS">https://www.youtube.com/watch?v=xJJRyPIsD9Q&amp;list=PLm6BhMZgdGbB0pEo2wm_A-tU1ucrRIPFS</a></p> <p>Male Gaze: <a href="https://www.youtube.com/watch?v=LeXzLUpw8mg&amp;list=PLm6BhMZgdGbCgw6mEsBAhRQG5ns6AICHh&amp;index=6">https://www.youtube.com/watch?v=LeXzLUpw8mg&amp;list=PLm6BhMZgdGbCgw6mEsBAhRQG5ns6AICHh&amp;index=6</a></p> <p>Hypodermic Needle: <a href="https://www.youtube.com/watch?v=RoSWp2OPC1I&amp;list=PLm6BhMZgdGbCgw6mEsBAhRQG5ns6AICHh&amp;index=9">https://www.youtube.com/watch?v=RoSWp2OPC1I&amp;list=PLm6BhMZgdGbCgw6mEsBAhRQG5ns6AICHh&amp;index=9</a></p>	
1	29 April	Rewatch materials	<p>Galaxy Advert</p> <p>NHS Advert</p> <p>How You Like That – Blackpink</p> <p>I Bet That You Look Good on the Dancefloor – Arctic Monkeys</p> <p>I, Daniel Blake</p> <p>Black Widow</p> <p>His Dark Materials</p> <p>Doctor Who</p>	

#### Examination Dates:

Paper	Length	Topics	Date
Paper 1	1hr30mins	Language and Representation: <b>magazines, advertising, newspapers, online/social/video games</b> Industries and Audiences: <b>radio, music videos, newspapers, online/social/video games, film</b>	13 May (PM)
Paper 2	1hr30mins	Screening of TV episode, newspapers, <b>online/social/video games</b>	20 May (PM)

## Religious Studies (AQA)

	Week Beginning	Topics	Revision Resources	✓	
14	29 January	<b>Crime and Punishment (Paper 2)</b>	<ol style="list-style-type: none"> <li>1. Complete the Seneca Learning assignment on Crime and Punishment.</li> <li>2. RAG rate the topic Progress Checker on your Google classroom and identify parts of the topic you really need to go over.</li> <li>3. Make revision resources e.g. flashcards/ mind maps etc for those parts of the topic. (use your exercise books, revision guide and knowledge organisers to support this).</li> </ol>		
13	5 February	<b>Peace and Conflict (Paper 2)</b>	<ol style="list-style-type: none"> <li>1. Complete the GCSEPod on Peace and Conflict (with focus on Christianity).</li> <li>2. RAG rate the topic Progress Checker on your Google classroom and identify parts of the topic you really need to go over.</li> <li>3. Make revision resources e.g. flashcards/ mind maps etc for those parts of the topic. (use your exercise books, revision guide and knowledge organisers to support this).</li> </ol>		
12	12 February	<p><b>February Half Term Revision Focus: Christianity Beliefs (Paper 1):</b></p> <ol style="list-style-type: none"> <li>1. Complete the GCSEPod on Christianity Beliefs.</li> <li>2. RAG rate the family revision checklist on your Google classroom and identify parts of the topic you really need to go over.</li> <li>3. Make revision resources e.g. flashcards/ mind maps etc for those parts of the topic. (use your exercise books, revision guide and knowledge organisers to support this).</li> </ol>			
11	19 February	<b>Christianity Practices (Paper 1)</b>	<ol style="list-style-type: none"> <li>1. Complete the GCSEPod on Christianity Practices.</li> <li>2. RAG rate the topic Progress Checker on your Google classroom and identify parts of the topic you really need to go over.</li> <li>3. Make revision resources e.g. flashcards/ mind maps etc for those parts of the topic. (use your exercise books, revision guide and knowledge organisers to support this).</li> </ol>		
10	26 February	<b>Hinduism Beliefs (Paper 1)</b>	<ol style="list-style-type: none"> <li>1. Watch the RRevision video on Hinduism Beliefs Part 1 and 2: <a href="https://www.youtube.com/watch?v=j6tcGbucMxw">https://www.youtube.com/watch?v=j6tcGbucMxw</a> <a href="https://www.youtube.com/watch?v=I_TYnaCat6k">https://www.youtube.com/watch?v=I_TYnaCat6k</a></li> <li>2. RAG rate the topic Progress Checker on your Google classroom and identify parts of the topic you really need to go over.</li> <li>3. Make revision resources e.g. flashcards/ mind maps etc for those parts of the topic. (use your exercise books, revision guide and knowledge organisers to support this).</li> </ol>		
9	4 March	<b>Hinduism Practices (Paper 1)</b>	<ol style="list-style-type: none"> <li>1. Read the BBCbitesize online revision guide for Hinduism Practices (link to the first page below; ten pages total): <a href="https://www.bbc.co.uk/bitesize/guides/zvrsv9q/revision/1">https://www.bbc.co.uk/bitesize/guides/zvrsv9q/revision/1</a></li> <li>2. RAG rate the topic Progress Checker on your Google classroom and identify parts of the topic you really need to go over.</li> <li>3. Make revision resources e.g. flashcards/ mind maps etc for those parts of the topic. (use your exercise books, revision guide and knowledge organisers to support this).</li> </ol>		

8	11 March	<b>Relationships and Families (Paper 2)</b>	<ol style="list-style-type: none"> <li>1. Complete the GCSEPods on Relationships and Families (with focus on Christianity).</li> <li>2. RAG rate the topic Progress Checker on your Google classroom and identify parts of the topic you really need to go over.</li> <li>3. Make revision resources e.g. flashcards/ mind maps etc for those parts of the topic. (use your exercise books, revision guide and knowledge organisers to support this).</li> </ol>
7	18 March	<b>Crime and Punishment (Paper 2)</b>	<ol style="list-style-type: none"> <li>1. Complete Seneca learning assignment on Crime and Punishment.</li> <li>2. Complete past paper practice questions from Google Classroom (Paper 2).</li> </ol>
6	25 March	<b>Peace and Conflict (Paper 2)</b>	<ol style="list-style-type: none"> <li>1. Complete Seneca learning assignment on Peace and Conflict</li> <li>2. Complete past paper practice questions from Google Classroom (Paper 2).</li> </ol>
5	1 April	<b>Easter Holiday Revision Focus: Religions – Christianity and Hinduism Beliefs (Paper 1)</b> <ol style="list-style-type: none"> <li>1. Complete Seneca Learning on Christianity Beliefs</li> <li>2. Complete first part of printed Hinduism revision guide on Beliefs</li> <li>3. Complete past paper practice questions from Google Classroom (Paper 1).</li> </ol>	
4	8 April		
3	15 April	<b>Religion and Life (Paper 2)</b>	<ol style="list-style-type: none"> <li>1. Complete the GCSEPods on Religion and Life (with focus on Christianity).</li> <li>2. RAG rate the topic Progress Checker on your Google classroom and identify parts of the topic you really need to go over.</li> <li>3. Complete past paper practice questions from Google Classroom (Paper 2).</li> </ol>
2	22 April	<b>Christianity Practices (Paper 1)</b>	<ol style="list-style-type: none"> <li>1. Complete Seneca Learning on Christianity Beliefs</li> <li>2. Complete past paper practice questions from Google Classroom (Paper 1).</li> </ol>
1	29 April	<b>Hinduism Practices (Paper 1)</b>	<ol style="list-style-type: none"> <li>1. Complete first part of printed Hinduism revision guide on Beliefs</li> <li>2. Complete past paper practice questions from Google Classroom (Paper 1).</li> </ol>

**Examination Dates:**

Paper	Length	Topics	Date
<b>Paper 1 – Religions</b>	<b>1 hour 45 minutes</b>	<b>Christianity Beliefs; Christianity Practices; Hinduism Beliefs; Hinduism Practices</b>	<b>9 May (AM)</b>
<b>Paper 2 – Thematic Studies</b>	<b>1 hour 45 minutes</b>	<b>Relationships and Families; Religion and Life; Religion, Peace and Conflict; Religion, Crime and Punishment</b>	<b>16 May (PM)</b>

## Science Trilogy - Combined (AQA)

	Week Beginning	Topics	Revision Resources	✓	
14	29 January	Bio- Nervous System -Homeostasis	Revision guide Topic B5. GCSE Pods 4.5		
		Chem- Atomic structure and Periodic Table - Reactions and Trends of Group 1, 7 and 0	Revision guide Topic C1. GCSE Pods5.1		
		Phys- Energy and Work -Energy Resources and Heating	Revision guide Topic P1. GCSE Pods 6.1		
13	5 February	Bio-Genetic Inheritance	Revision guide Topic B6. GCSE Pods 4.6		
		Chem- Bonding	Revision guide Topic C2. GCSE Pods 5.2		
		Phys- Circuits	Revision guide Topic P2. GCSE Pods 6.2		
12	12 February	<p><b>February Half Term Revision Focus: Required practicals</b>  <b>The list of the required practicals is on the Google Classroom</b></p> <p><b>Key resources are:</b>  <a href="https://www.youtube.com/playlist?list=PLAd0MSIZBSsF3vV_uxzbcNHuDrQ6Hc-UI">https://www.youtube.com/playlist?list=PLAd0MSIZBSsF3vV_uxzbcNHuDrQ6Hc-UI</a> – <b>Malmesbury YouTube Channel</b>                      - <a href="https://www.freesciencelessons.co.uk/videos/">https://www.freesciencelessons.co.uk/videos/</a>  <b>The Free Science Guy</b></p>			
11	19 February	Bio-Evolution	Revision guide Topic B6. GCSE Pods 4.6		
		Chem- Metals and Allotropes of Carbon	Revision guide Topic C2. GCSE Pods 5.2		
		Phys- Domestic electricity	Revision guide Topic P2. GCSE Pods 6.2		
10	26 February	Bio-Ecosystems -Global Warming	Revision Guide Topic B7. GCSE Pods 4.7		
		Chem-Balancing Equations -Concentration	Revision guide Topic C3. GCSE Pods 5.3		
		Phys- Particle Model -State changes	Revision guide Topic P3. GCSE Pods6.3		
9	4 March	Bio-Cells -Cell Transport	Revision guide Topic B1. GCSE Pods 4.1		
		Chem- Reactivity series - Electrolysis	Revision guide Topic C4. GCSE Pods 5.4		
		Phys-Radiation -Nuclear Radiation	Revision guide Topic P4. GCSE Pods 6.4		
8	11 March	Bio-Enzymes	Revision guide Topic B2. GCSE Pods 4.2		
		Chem-Exothermic and Endothermicreactions	Revision guide Topic C5. GCSE Pods5.5		
		Phys-Forces	Revision guide Topic P5. GCSE Pods 6.5		
7	18 March	Bio-Circulatory and Respiratory systems	Revision guide Topic B2. GCSE Pods 4.2		
		Chem- Rates of reactions	Revision guide Topic C6. GCSE Pods 5.6		
		Phys-Newton’s Law	Revision guide Topic P5. GCSE Pods6.5		
6	25 March	Bio-Communicable Disease	Revision guide Topic B3. GCSE Pods 4.3		
		Chem-Crude Oil	Revision guide Topic C7. GCSE Pods5.7		
		Phys-Waves	Revision guide Topic P6. GCSE Pods 6.6		
5	1 April	<p><b>Easter Holiday Revision Focus: Required Practical skills</b> – evaluating equipment choices, writing methods, identifying variables, processing data and drawing graphs, evaluating data and drawing conclusions.</p>			
4	8 April	<p>These skills go across all three subjects and the list of the required practicals is onGoogle Classrooms</p>			

3	15 April	Bio-Drugs	Revision guide Topic B3. GCSE Pods 4.3
		Chem-Pure and Impure	Revision guide Topic C8. GCSE Pods 5.8
		Phys-Electromagnetic waves	Revision guide Topic P6. GCSE Pods 6.6
2	22 April	Bio Photosynthesis	Revision guide Topic B4. GCSE Pods 4.4
		Chem- Climate change	Revision guide Topic C9. GCSE Pods 5.9
		Phys-Magnetism and Electromagnetism	Revision guide Topic P7. GCSE Pods 6.7
1	29 April	Bio - Calculations	More specific information will be given in lessons and through Google Classroom
		Chem - Calculations	
		Phys - Calculations	

#### Examination Dates:

Paper	Length	Topics	Date
<b>Paper 1 Biology</b>	<b>1hr 15min</b>	<b>B1-B4 Cell biology, Organisation, Infection and response, Bioenergetics</b>	<b>10 May (AM)</b>
<b>Paper 1 Chemistry</b>	<b>1hr 15min</b>	<b>C1-C5 Atomic structure and Periodic table, Bonding and Structure, Quantitative Chemistry, Chemical changes, Energy Changes</b>	<b>17 May (AM)</b>
<b>Paper 1 Physics</b>	<b>1hr 15min</b>	<b>P1-P4 Energy, Electricity, Particle model, Atomic Structure</b>	<b>22 May (AM)</b>
<b>Paper 2 Biology</b>	<b>1hr 15min</b>	<b>B5-7 Homeostasis and response, Inheritance, variation and evolution, Ecology</b>	<b>7 June (PM)</b>
<b>Paper 2 Chemistry</b>	<b>1hr 15min</b>	<b>C6-C10 Rate of reaction, Organic Chemistry, Chemical Analysis, Chemistry of the Atmosphere, Using Resources</b>	<b>11 June (AM)</b>
<b>Paper 2 Physics</b>	<b>1hr 15min</b>	<b>P5-P7 Forces, Waves, Magnetism and Electromagnetism</b>	<b>14 June (PM)</b>

Check your Google Classroom for more guidance and for links to Seneca quizzes and exam questions

Useful links:

Seneca - <https://senecalarning.com/en-GB/>

GCSE Bitesize - <https://www.bbc.co.uk/bitesize/examspecs/z8r997h>

AQA past papers - <https://www.aqa.org.uk/find-past-papers-and-mark-schemes>

## Science – Triple (AQA)

	Week Beginning	Topics	Revision Resources	✓
14	29 January	Bio- Nervous System Homeostasis	Revision guide Topic B5. GCSE Pods 4.5	
		Chem- Atomic structure and Periodic Table Reactions and Trends of Group 1, 7 and 0	Revision guide Topic C1. GCSE Pods5.1	
		Phys- Energy and Work Energy Resources and Heating	Revision guide Topic P1. GCSE Pods6.1	
13	5 February	Bio-Genetic Inheritance Evolution	Revision guide Topic B6. GCSE Pods 4.6	
		Chem- Bonding Metals and Allotropes of Carbon	Revision guide Topic C2. GCSE Pods5.2	
		Phys- Circuits Domestic electricity	Revision guide Topic P2. GCSE Pods6.2	
12	12 February	<p><b>February Half Term Revision Focus: Required practicals</b>  <b>The list of the required practicals is on the Google Classroom</b></p> <p><b>Key resources are:</b>  <a href="https://www.youtube.com/playlist?list=PLAd0MSIZBSsF3vV_uXzbcNHuDrQ6Hc-UI">https://www.youtube.com/playlist?list=PLAd0MSIZBSsF3vV_uXzbcNHuDrQ6Hc-UI</a> –  <b>Malmesbury YouTube Channel</b>                      - <a href="https://www.freesciencelessons.co.uk/videos/">https://www.freesciencelessons.co.uk/videos/</a>  <b>The Free Science Guy</b></p>		
11	19 February	Bio-Ecosystems	Revision Guide Topic B7. GCSE Pods 4.7	
		Chem-Balancing Equations	Revision guide Topic C3. GCSE Pods5.3	
		Phys- Particle Model	Revision guide Topic P3. GCSE Pods6.3	
10	26 February	Bio-Enzymes	Revision guide Topic B2. GCSE Pods 4.2	
		Chem-Exothermic and Endothermicreactions	Revision guide Topic C5. GCSE Pods5.5	
		Phys-Forces	Revision guide Topic P5. GCSE Pods6.5	
9	4 March	Bio-Global Warming	Revision guide Topic B7. GCSE Pods 4.7	
		Chem-Concentration	Revision guide Topic C3. GCSE Pods5.3	
		Phys-State changes	Revision guide Topic P3. GCSE Pods6.3	
8	11 March	Bio-Cells Cell Transport	Revision guide Topic B1. GCSE Pods 4.1	
		Chem- Reactivity seriesElectrolysis	Revision guide Topic C4. GCSE Pods5.4	
		Phys-Radiation Nuclear Radiation	Revision guide Topic P4. GCSE Pods6.4	
7	18 March	Bio-Circulatory and Respiratory systems	Revision guide Topic B2. GCSE Pods 4.2	
		Chem- Rates of reactions	Revision guide Topic C6. GCSE Pods5.6	
		Phys-Newton’s Law	Revision guide Topic P5. GCSE Pods6.5	
6	25 March	Bio- Photosynthesis	Revision guide Topic B4. GCSE Pods 4.4	
		Chem- Climate change	Revision guide Topic C9. GCSE Pods5.9	
		Phys-Magnetism and Electromagnetism	Revision guide Topic P7. GCSE Pods6.7	
5	1 April	<p><b>Easter Holiday Revision Focus: Required Practical skills</b> – evaluating equipment choices,                      writing methods, identifying variables, processing data and drawing graphs, evaluating                      data and drawing conclusions.</p>		



4	8 April	These skills go across all three subjects and the list of the required practicals is on Google Classrooms	
3	15 April	Bio-Drugs	Revision guide Topic B3. GCSE Pods 4.3
		Chem-Pure and Impure	Revision guide Topic C8. GCSE Pods 5.8
		Phys-Electromagnetic waves	Revision guide Topic P6. GCSE Pods6.6
2	22 April	Bio-Respiration, Metabolism and Exercise	Revision guide Topic B4. GCSE Pods 4.4
		Chem-Using Earth's resources	Revision guide Topic C10. GCSE Pods5.10
		Phys- Space	Revision guide Topic P8. GCSE Pods6.8
1	29 April	Bio - Calculations	More specific information will be given in lessons and through Google Classroom
		Chem - Calculations	
		Phys - Calculations	

#### Examination Dates:

Paper	Length	Topics	Date
Paper 1 Biology	1hr 45min	B1-B4 Cell biology, Organisation, Infection and response, Bioenergetics	10 May (AM)
Paper 1 Chemistry	1hr 45min	C1-C5 Atomic structure and Periodic table, Bonding and Structure, Quantitative Chemistry, Chemical changes, Energy Changes	17 May (AM)
Paper 1 Physics	1hr 45min	P1-P4 Energy, Electricity, Particle model, Atomic Structure	22 May (AM)
Paper 2 Biology	1hr 45min	B5-7 Homeostasis and response, Inheritance, variation and evolution, Ecology	7 June (PM)
Paper 2 Chemistry	1hr 45min	C6-C10 Rate of reaction, Organic Chemistry, Chemical Analysis, Chemistry of the Atmosphere, Using Resources	11 June (AM)
Paper 2 Physics	1hr 45min	P5-P8 Forces, Waves, Magnetism and Electromagnetism, Space	14 June (PM)

Check your Google Classroom for more guidance and for links to Seneca quizzes and exam questions

Useful links:

Seneca - <https://senecalearning.com/en-GB/>

GCSE Bitesize - <https://www.bbc.co.uk/bitesize/examspecs/z8r997h>

AQA past papers - <https://www.aqa.org.uk/find-past-papers-and-mark-schemes>

## Sociology (AQA)

	<b>Week Beginning</b>	<b>Topics</b>	<b>Revision Resources</b>	✓
<b>14</b>	29 January	Paper 1: <b>Family</b>	<ol style="list-style-type: none"> <li>1. RAG rate the family revision checklist on your Google classroom and identify parts of the topic you really need to go over.</li> <li>2. Make revision resources e.g. flashcards/ mind maps etc for those parts of the topic. (use your revision guide and knowledge organisers to support this).</li> </ol>	
<b>13</b>	5 February	Paper 1: <b>Education</b>	<ol style="list-style-type: none"> <li>1. RAG rate the education revision checklist on your Google classroom and identify parts of the topic you really need to go over.</li> <li>2. Make revision resources e.g. flashcards/ mind maps etc for those parts of the topic. (use your revision guide and knowledge organisers to support this).</li> </ol>	
<b>12</b>	12 February	<b>February Half Term Revision Focus:</b> <ol style="list-style-type: none"> <li>1. Continue to create revision resources for Family and Education Topics.</li> <li>2. Answer two 12 markers and two 4 markers on the google classroom for Paper 1. (Teachers to upload).</li> </ol>		
<b>11</b>	19 February	Paper 2: <b>Social Stratification</b>	<ol style="list-style-type: none"> <li>1. RAG rate the social stratification revision checklist on your Google classroom.</li> <li>2. Make revision resources e.g. flashcards/ mind maps etc for those parts of the topic. (use your revision guide and knowledge organisers to support this).</li> </ol>	
<b>10</b>	26 February	<b>Research Methods</b>	<ol style="list-style-type: none"> <li>1. RAG rate the Research Methods revision checklist on your Google classroom.</li> <li>2. Make revision resources e.g. flashcards/ mind maps etc for those parts of the topic. (use your revision guide and knowledge organisers to support this).</li> <li>3. Complete the Seneca learning assignment on Research Methods</li> </ol>	
<b>9</b>	4 March	Paper 2: <b>Crime and Deviance</b>	<ol style="list-style-type: none"> <li>1. RAG rate the crime and deviance revision checklist on your Google classroom and identify parts of the topic you really need to go over.</li> <li>2. Make revision resources e.g. flashcards/ mind maps etc for those parts of the topic. (use your revision guide and knowledge organisers to support this).</li> </ol>	
<b>8</b>	11 March	Paper 2: <b>C&amp;D and SS</b>	<ol style="list-style-type: none"> <li>1. Answer two 12 markers and two 4 markers for Paper 2 on the google classroom (teachers to upload). Submit to your teacher for feedback.</li> </ol>	
<b>7</b>	18 March	Paper 1: <b>Family</b>	<ol style="list-style-type: none"> <li>1. Complete the Seneca learning assignment on the Family topic.</li> <li>2. Make flashcards for each of the key Family sociologists (use your revision guide/ summary booklets etc on your Google classroom).</li> <li>3. Complete the knowledge quiz on your Google classroom to assess your Family knowledge.</li> </ol>	

6	25 March	Paper 2: <b>Crime and Deviance</b>	<ol style="list-style-type: none"> <li>1. Complete the Seneca learning assignment on the Crime and Deviance topic.</li> <li>2. Make flashcards for each of the key Crime and Deviance sociologists (use your revision guide/ summary booklets etc on your Google classroom).</li> <li>3. Complete the knowledge quiz on your Google classroom to assess your Crime and Deviance knowledge.</li> </ol>
5	1 April	<b>Easter Holiday Revision Focus: Education and Paper 1 Refresh</b> <ol style="list-style-type: none"> <li>1. Complete the Seneca learning assignment on the Education topic.</li> <li>2. Make flashcards for each of the key Education sociologists (use your revision guide/ summary booklets etc on your Google classroom).</li> <li>3. Complete the knowledge quiz on your Google classroom to assess your Education knowledge.</li> <li>4. Complete practice questions from Sociology Revision books - p44-47 (Family) and p68-71 (Education). Bring them to school for your teacher to review.</li> </ol>	
4	8 April		
3	15 April	Paper 2: <b>Social Stratification</b>	<ol style="list-style-type: none"> <li>1. Complete the Seneca learning assignment on the Social Stratification topic.</li> <li>2. Make flashcards for each of the key Social Stratification sociologists (use your revision guide/ summary booklets etc on your Google classroom).</li> <li>3. Complete the knowledge quiz on your Google classroom to assess your Social Stratification knowledge.</li> </ol>
2	22 April	Paper 2 refresh: <b>Crime and Deviance and Social Stratification</b>	<ol style="list-style-type: none"> <li>1. Go back over your revision checklists for crime and deviance and social stratification and see if there is anything you are still unsure of. Use your revision guide to go over this.</li> <li>2. Complete the practice paper in 1hr 45 on p. 201-219 of your revision guide.</li> <li>3. Use your flashcards for crime and deviance and social stratification to quiz yourself.</li> </ol>
1	29 April	Paper 1 refresh: <b>Family and Education</b>	<ol style="list-style-type: none"> <li>1. Go back over your revision checklists for family and education and see if there is anything you are still unsure of. Use your revision guide to go over this.</li> <li>2. Complete the practice paper in 1hr 45 on p. 180-199 of your revision guide.</li> <li>3. Use your flashcards for family and education to quiz yourself.</li> </ol>

#### Examination Dates:

Paper	Length	Topics	Date
Paper 1	1 hour 45 mins	The Sociology of Families and Education	10 May (PM)
Paper 2	1 hour 45 mins	The Sociology of Crime and Deviance and Social Stratification	21 May (PM)

## Spanish (AQA)

	Week Beginning	Topics	Revision Resources	✓	
14	29 January	Me, My Family and Friends About Yourself - My Family - Describing People – Personalities – Relationships – Partnership Grammar: Nouns, articles and adjectives. Opinions	AQA REVISION GUIDE / WORKBOOK pages 1 – 7 AQA REVISION GUIDE / WORKBOOK pages 82 – 87; 101 <a href="https://www.bbc.co.uk/bitesize/topics/znk8nrd">https://www.bbc.co.uk/bitesize/topics/znk8nrd</a> <a href="https://www.bbc.co.uk/bitesize/guides/zr742sg/revision/1">https://www.bbc.co.uk/bitesize/guides/zr742sg/revision/1</a>		
13	5 February	Free-Time Activities Lifestyle Music – Cinema – TV – Food – Eating Out – Sport – Grammar: Present tense (regular and irregular) Reflexive verbs Giving instructions Por / para	AQA REVISION GUIDE / WORKBOOK pages 12 – 24 AQA REVISION GUIDE / WORKBOOK pages 88 – 92; 98; 102 <a href="https://www.bbc.co.uk/bitesize/topics/zvq7382">https://www.bbc.co.uk/bitesize/topics/zvq7382</a> <a href="https://www.bbc.co.uk/bitesize/topics/zb2mgwx">https://www.bbc.co.uk/bitesize/topics/zb2mgwx</a> <a href="https://www.bbc.co.uk/bitesize/guides/z7kgjvh/revision/1">https://www.bbc.co.uk/bitesize/guides/z7kgjvh/revision/1</a>		
12	12 February	<b>February Half Term Revision Focus: SPEAKING MOCKS. Revise / practise answers for all 3 themes. Learn key phrases for role-play and photo description.</b>			
11	19 February	Technology in Everyday Life Technology – Social Media – The Problems with Social Media Grammar: Preterit past tense (I went, I spoke etc)	AQA REVISION GUIDE / WORKBOOK pages 8 – 11 AQA REVISION GUIDE / WORKBOOK page 93 <a href="https://www.bbc.co.uk/bitesize/topics/zfdwf4j">https://www.bbc.co.uk/bitesize/topics/zfdwf4j</a> <a href="https://www.bbc.co.uk/bitesize/guides/znmwhbk/revision/1">https://www.bbc.co.uk/bitesize/guides/znmwhbk/revision/1</a>		
10	26 February	Customs and Traditions Festivals in Spanish speaking countries – Grammar: Imperfect tense (I used to...) <b>MOCK SPEAKING EXAMS START THIS WEEK</b>	AQA REVISION GUIDE / WORKBOOK pages 25 – 28 AQA REVISION GUIDE / WORKBOOK page 94 <a href="https://www.bbc.co.uk/bitesize/topics/zrx6cqt">https://www.bbc.co.uk/bitesize/topics/zrx6cqt</a> <a href="https://www.bbc.co.uk/bitesize/guides/zryhgwvx/revision/1">https://www.bbc.co.uk/bitesize/guides/zryhgwvx/revision/1</a>  Practise your answer to questions and use GCSE pods for model answers.		
9	4 March	Where you live The Home – What you do at Home – Talking about where you Live – Clothes Shopping – Shopping – in the Shop – Giving Directions – Weather Grammar: Conditional tense (I would...)	AQA REVISION GUIDE / WORKBOOK pages 29 – 35 AQA REVISION GUIDE / WORKBOOK page 96 <a href="https://www.bbc.co.uk/bitesize/topics/z4th92p">https://www.bbc.co.uk/bitesize/topics/z4th92p</a> <a href="https://www.bbc.co.uk/bitesize/guides/zjkgjvh/revision/1">https://www.bbc.co.uk/bitesize/guides/zjkgjvh/revision/1</a>		
8	11 March	Lifestyles Healthy Living – Unhealthy Living – Illnesses Grammar: Future tense (I am going to...)	AQA REVISION GUIDE / WORKBOOK pages 40 – 42 AQA REVISION GUIDE / WORKBOOK page 95 <a href="https://www.bbc.co.uk/bitesize/guides/zrvprj6/revision/1">https://www.bbc.co.uk/bitesize/guides/zrvprj6/revision/1</a>		

7	18 March	Social & Global Issues Environmental Problems – Problems in Society – Contributing to Society Grammar: Future tense (I will...)	AQA REVISION GUIDE / WORKBOOK pages 36 – 39; 43 – 48 AQA REVISION GUIDE / WORKBOOK page 95 <a href="https://www.bbc.co.uk/bitesize/topics/zkpn8xs">https://www.bbc.co.uk/bitesize/topics/zkpn8xs</a> <a href="https://www.bbc.co.uk/bitesize/guides/zrvprj6/revision/1">https://www.bbc.co.uk/bitesize/guides/zrvprj6/revision/1</a>
6	25 March	Travel & Tourism Where to Go – Accommodation – Booking – How to Get There – What to do Grammar: Perfect tense (I have listened...)	AQA REVISION GUIDE / WORKBOOK pages 49 – 62 AQA REVISION GUIDE / WORKBOOK page 97 <a href="https://www.bbc.co.uk/bitesize/topics/zdsfwty">https://www.bbc.co.uk/bitesize/topics/zdsfwty</a> <a href="https://www.bbc.co.uk/bitesize/guides/znxjgg8/revision/1">https://www.bbc.co.uk/bitesize/guides/znxjgg8/revision/1</a>
5	1 April	<b>Easter Holiday Revision Focus: REAL Speaking exam preparation . Revise / practise answers for all 3 themes. Learn key phrases for role-play and photo description.</b>	
4	8 April		
3	15 April	Study School subjects – daily routine – school life – school pressures – Grammar: Numbers	AQA REVISION GUIDE / WORKBOOK pages 63 – 74 AQA REVISION GUIDE / WORKBOOK page 105 <a href="https://www.bbc.co.uk/bitesize/topics/zjyvqp3">https://www.bbc.co.uk/bitesize/topics/zjyvqp3</a>
2	22 April	Careers & Employment Education Post-16 – Career Choices & Ambitions. Grammar: Negatives and connectives	AQA REVISION GUIDE / WORKBOOK pages 75 – 81 AQA REVISION GUIDE / WORKBOOK pages 100 & 104 <a href="https://www.bbc.co.uk/bitesize/topics/z73b2sg">https://www.bbc.co.uk/bitesize/topics/z73b2sg</a> <a href="https://www.bbc.co.uk/bitesize/guides/z66qnr/revision/1">https://www.bbc.co.uk/bitesize/guides/z66qnr/revision/1</a>
1	29 April	<b>SPEAKING EXAMS START THIS WEEK!!!</b>	Revise all questions using your speaking booklet and use GCSE pods to help you practise model answers

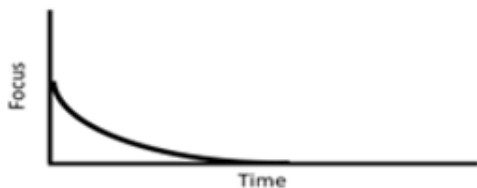
#### Examination Dates:

Paper	Length	Topics	Date
<b>SPEAKING</b>	<b>F = 10 min preparation + 12 min exam H = 12 min preparation + 15 min exam</b>	<b>ALL</b>	<b>W/C 29 April – Exact date will be given to you.</b>
<b>LISTENING</b>	<b>F = 35 min H = 45 min</b>	<b>ALL</b>	<b>Tuesday 4 June (AM)</b>
<b>READING</b>	<b>F = 45 min H = 1hr</b>	<b>ALL</b>	<b>Tuesday 4 June (AM)</b>
<b>WRITING</b>	<b>F = 1hr 05 min H = 1hr 20min</b>	<b>ALL</b>	<b>Monday 10 June (PM)</b>

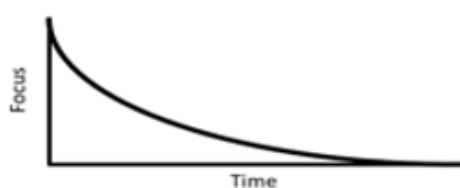
## When should I revise?

In order to revise effectively, you have to think hard. Thinking hard is tiring. Therefore, when you revise, you should choose a time when you find it easiest to focus. This should be a time when you're well rested and used to working.

Revising when you are tired:

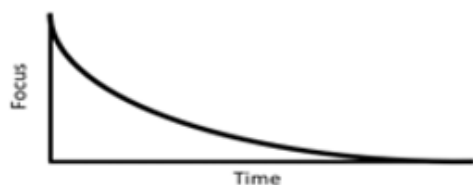


Revising when you are well rested:

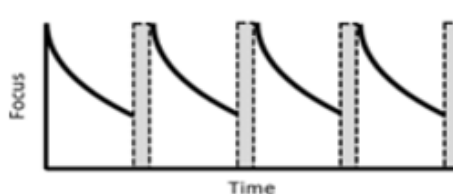


You should also take regular breaks when you revise. These breaks can be structured using a method called the Pomodoro technique.

Revising without a break:



Revising with small regular breaks:



When revising:

Do:

- ...get into a routine of revising at a particular point every day
- ...revise when you are well rested or at a time when you are used to working
- ...take regular small breaks

Don't:

- ...depend on when you want to revise
- ...revise late at night or when you are tired
- ...try to force yourself to work for long periods of time without a break

### Planning revision sessions using the Pomodoro Technique:

1. Choose a time when you are well rested and used to working
2. Decide the specific task you are going to complete, e.g. I will complete the Seneca module about electrolysis of aqueous substances
3. Set up your study area
4. Decide on how many 25 minute slots you will need to complete the task you have decided to complete
5. Remove your phone and any other distractions from your working space
6. Set a timer for 25 minutes. Ideally use a digital timer which is not on your phone
7. Spend the *entire* 25 minutes working. If you have spare time at the end, start another task
8. When the timer goes off, leave your working area and take a 5 minute break
9. Repeat. Take a longer break after three 25 minute sessions

## Contacts

Please do not hesitate to contact us for further revision help.

Mr A. Sills	Vice Principal	andrew.sills@pcsa.theplt.org.uk
Mr J. Edwards	Assistant Principal	jason.edwards@pcsa.theplt.org.uk
Mrs R. Petrou	Head of Year 11	rhian.petrou@pcsa.theplt.org.uk
Mrs L Kerrison	Head of Maths	lois.kerrison@pcsa.theplt.org.uk
Mrs A Wray	Head of English	alison.wray@pcsa.theplt.org.uk
Mr C. Coombs	Head of PE	chris.coombs@pcsa.theplt.org.uk
Mrs K. Roberts	Head of Science	kelly.roberts@pcsa.theplt.org.uk
Mrs C Parsons	Head of Languages	christelle.parsons@pcsa.theplt.org.uk
Mr M Gray	Head of Humanities	matthew.gray@pcsa.theplt.org.uk
Mr D Clay	Head of DT	david.clay@pcsa.theplt.org.uk
Mr J Stanley	Head of Creative	james.stanley@pcsa.theplt.org.uk
Mr M Hodder	Head of ICT	mark.hodder@pcsa.theplt.org.uk

# HELP YOUR RESULTS SOAR!

We've invested in GCSEPod to help you reach your goals. Join hundreds of thousands of students using GCSEPod for revision, independent learning and homework today.

“Happy with my results. Shout out to GCSEpod for getting me where I am!”

Student

“I   
**GCSEpod**

Student

“An easy, effective way to revise.”

Student

## How to log in:

1. Go to GCSEPod.com and click 'LOG IN'
2. Click 'New to GCSEPod? Get Started'
3. Enter your name, date of birth and the name of your school
4. Create a username and password

For more information please visit  
[www.gcsepod.com/parents](http://www.gcsepod.com/parents)



# Revision Planner

Day	Morning Session	Afternoon Session	Evening Session
Monday			
Tuesday			
Wednesday			
Thursday			
Friday			
Saturday			
Sunday			